

*Designed
for Life...*



**Medical, Therapy and
Athletic Training Equipment**






HAUSMANN VISION STATEMENT

Delighting our customers by keeping our promises, enhancing our products, improving our efficiencies and respecting the environment.

We "Make It Right" for You.



Hausmann is proud to be considered the quality leader in the various markets we serve. To retain this impressive distinction we have made many improvements to our products and services with the introduction of this catalog.

We have expanded our industry leading Quick-Ship program by adding a new category  one day shipping and shortening many other lead times. We strive to delight our customers and have not only improved lead times but raised our on-time shipping level to 99% and will continue to focus on this.

We will be launching an on-line space planning service by the end of 2014 .

We are committed to all of our stakeholders: Healthcare Professionals, Dealers, Vendors, Employees and the Environment.

Our sales team is always accessible to you. Visit our website to find their e-mail, work or cell phone numbers. We are here to serve you and if you are not completely satisfied, I want to hear about it (davidh@hausmann.com).

Our Customer Service, Sales, Production and Accounting Teams are constantly looking for ways to improve the value you receive and the quality of your experience with us.

It is this total customer-focused approach that enables us to meet our mission of delighting our customers and exceeding your expectations with a level of service and dedication that is truly rare in today's high speed society.

We "Make It Right" for the Environment.

Recycling-Reuse:

We recycle cans and bottles, paper, cardboard as well as metal.

We reuse cartons that can safely be reshipped. This catalog was printed on recycled paper.

We are implementing an electronic document management system to further reduce our paper consumption and make records more quickly accessible for you and our staff.



Carbon Footprint Reduction:



We have relamped our facility and added motion & light sensors. We have installed energy efficient compressors and motors in the factory.

Our 210 KW Solar Array (with 1050 panels) has produced over 1 Million KW hours of power since its start-up in 2009. That's a pollution reduction of over 3 million lbs. of CO₂. The generated electricity since start-up would power 133 homes for one year.

We have added Daylighting, a breakthrough optical technology, to pipe natural sunlight indoors for a healthier working environment and energy conservation.

We "Make It Right" for Others.

Our success is shared with our employees' beloved charities. We make a charitable donation each month we break a sales record. After Superstorm Sandy we donated a sizeable contribution to local storm relief.

Since 1955... Hausmann is here for you.

David Hausmann, CEO



Section 1 — Medical Tables & Equipment

TREATMENT TABLES pgs 2-8, 14 	SPECIALTY TABLES pgs 9-11 	CHANGING & HI-LO TABLES pgs 12-13 	COUCHES pg 15 	PEDIATRIC TABLES pgs 16-17 	EXAMINATION TABLES pgs 19-23
POWER TREATMENT TABLES pgs 24-26 	ECHO-SCAN TABLES pg 27 	CARTS/AUX. EQUIPMENT pgs 28-29 	STOOLS pgs 30-31 	SEATING/BLOOD CHAIRS/ FOOT STOOLS pgs 32-33 	BARIATRIC TABLES & FOOTSTOOLS pgs 34-36

Section 2 — Therapy & Rehab Equipment

SECTIONAL TABLES pgs 36-37 	TILT TABLES pgs 38-39 	MAT PLATFORMS/MATS/ PILLOWS pgs 40-46 	MIRRORS pg 47 	WEIGHTS/DUMBBELLS/ BARS & BANDS pgs 48-50 	WEIGHT RACKS & PULLEYS pgs 49-55
THERA-WALL & STORE-WALL pgs 56-57 	REHAB AIDS & WORK HARDENING pgs 58-61 	STAND-IN TABLES pgs 62-63 	WORK TABLES/OT CABINETS pgs 64-70 	PARALLEL BARS pgs 71-75 	STAIRS & AMBULATION pgs 76-79

Section 3 — PROTEAM™ Athletic Training Equipment

MODULAR TAPING STATIONS pgs 80-82 	VINYL LOGOS / HPL LOGOS pg 83 	TREATMENT & SIDELINE TABLES pgs 84-87 	S&W TABLES pgs 88-89 	MEGA CARTS pg 90 	LOCKERS pg 91
--	--------------------------------------	--	--------------------------	----------------------	-------------------

Section 3 — Cabinets and Carts

TALL STORAGE CABINETS pg 91 	MODULAR CABINETS pgs 92- 93 	GAME READY CARTS pg 94
------------------------------------	------------------------------------	----------------------------

Contact Info 888-HAUSMANN (888-428-7626)

Call: 1-201-767-0255
 Fax: 1-201-767-1369
 E-mail: info@hausmann.com
 Web: www.hausmann.com
 www.proteamtables.com

These colorful icons will appear throughout our catalog as a quick, easy-to-recognize reference to product features:



“Peace of Mind” 3-Year Limited Warranty
Covers defects on ALL Hausmann products under normal use.



Green-Line Product
Eco-friendly construction for safer indoor environment.



Industry Leading Quick Ship Program
The program, established in 1996, continues to improve: more products, shorter lead times, addition of our new 1 Day QS and On-Time Performance of over 99%. Products are guaranteed to ship from factory in 1, 3, 5, or 10 business days after receipt of approved order or we pay the freight. Additional transit time varies by destination and carrier. Quick Ship guarantee is for a maximum of 3 similar items.



Weight Capacity
The maximum weight this product can accommodate. Weight capacity is shown next to each product.



Bariatric Equipment
This product accommodates the obese patient.




Wheelchair Accessible
This product is designed for wheelchair access.



UL Listed
This product is listed by Underwriters Laboratory and meets UL 60601 Medical Standards for Safety. Lamps meet UL 153. All UL Listed products meet Canadian UL (CUL).



Hi-Impact 3mm Edging
Rounded edges on door and drawer fronts will not dent or peel for enhanced safety and durability.



TURN PAGE FOR
COLOR SELECTOR
AND
VISION STATEMENT



LAMINATE AND TABLE VINYL COLOR SELECTOR

KEEP THIS PAGE OPEN WHILE BROWSING THROUGH OUR CATALOG, TO ASSIST WITH YOUR COLOR SELECTION PROCESS.

Laminate Color Selection



346 Natural Oak



5904 Wild Cherry



927 Folkstone Gray



7909 Fusion Maple

THE LAMINATE ADVANTAGE

- Durability
- Scratch & Dent Resistance
- Easy to Disinfect


Pro-FORM™ Vinyl Colors — Pro-FORM Vinyls offer firmer feel for high-volume therapy and sports practices.



718 Navy Blue



722 Dove Gray



723 Forest Green



724 Deep Wine



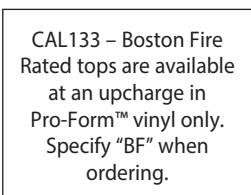
725 Black



731 Regimental Blue



729 Royal Blue




728 Claret



726 American Beauty

Comfort PLUS™ Vinyl Colors — ComfortPLUS Vinyls have softer feel for enhanced patient comfort in general practice use.



706 Slate Blue



709 Gray



711 Grotto Green



700 Burgundy




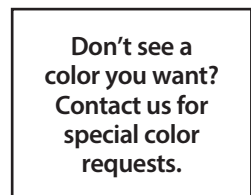
701 Oak Brown



704 Nordic Blue



707 Black



702 Rodeo Tan

Green-Line Urethane Colors — PVC-free Urethane is Eco-friendly and CAL 01350 compliant for safer indoor air quality.



752 Indigo Blue



753 Flint Gray



754 Mushroom



755 Port



756 Beige

ABOVE PRINTED COLORS MAY VARY FROM ACTUAL MATERIAL.

We have added many new products, features and upgrades with the publication of our new catalog in order to remain the best choice for Medical, Therapy and Athletic Training Equipment.

Look through the catalog for the *New Product!* icon and the *New Design!* icon. We are pleased to introduce a new design for our 4740 and 4750 series Powermatic™ Treatment Tables. Through our collaboration with Pratt Institute, we added curves to the upholstered top, body and base to make these tables more functional and elegant.

On all Natural Oak Staircases we have added BriteStep™ Yellow Hi-Visibility, High Impact 3mm edging for enhanced safety and durability.

On most Cabinet Style Tables, Carts and Wardrobes we have added High Impact 3mm edging on all Door and Drawer Fronts.



We have expanded our stool line to now include two height ranges for our most popular 2153 and 2157 series; standard 20-27" range and new 19-24" range (2153-S/2157-S).

We have added three new stools:

- Model 2151 Heavy-Duty Air-Lift Stool with a 400 lb. weight capacity.
- Model 2154 Air-Lift Stool with dual foot and hand controls.
- Model 2156-707 Economy Air-Lift Stool with backrest.

6" Debossed Logo is now available on our most popular stools.

Model 2151



Model 2154



Hausmann is continually developing new innovative products and services. Through our research in Anti-Microbial equipment, we have introduced a new line of Pro-Shield™ Copper Alloy Overbed Tables and Bedside cabinets on page 18.



A. Model 9210 Mobile Computer Workstation



- Portable and efficient mobile workstation with adjustable height top.
- Pneumatic Lift with 360° ring Hand Control.
- 3mm edging for Hi-impact & Hi-durability.
- Durable 5-leg, black composite base with locking casters.
- Non-rotating work surface.
- 2" drawer with 3mm high impact edging.
- Plenty of space for portable electronics and equipment.

COLORS:

Laminate – Natural Oak, Folkstone Gray, Wild Cherry

MODEL	WIDTH	DEPTH	HEIGHT
9210-346	22"	20"	26-36"
9210-927	22"	20"	26-36"
9210-5904	22"	20"	26-36"




New Product!

A. Model 9210-5904

Common Features

QUALITY LINE TREATMENT TABLES — SERIES 4002, 4024, 4041, 4043:

- 2" High-Density urethane foam top. 
- Resist-All™ vinyl upholstery finish.

COLORS:

Laminate – Natural Oak, Wild Cherry, Folkstone Gray

Upholstery – 17 standard vinyl colors
(FOLD OUT FRONT COVER)



A. Model 4002

ENHANCED LEG HARDWARE SYSTEM





Attach or detach legs quickly and easily with heavy-duty 5/16" bolts into embedded metal threaded inserts for durable connection. Easily tighten and re-tighten as needed.

A. Series 4002

SPECIAL FEATURES:



- H-Brace is recessed into table leg with unique 4-sided "Lock-Tite" joint.
- High pressure laminate legs, apron and stretchers.



MODEL	LENGTH	WIDTH	HEIGHT
4002	72"	24"	31"
4002G	see page 14		
4002-027	72"	27"	31"
4002-030	72"	30"	31"
4002-030G	see page 14		
4002-030-078	78"	30"	31"

B. Series 4024

SPECIAL FEATURES:




- H-Brace with laminate storage shelf.
- High pressure laminate legs, apron and stretchers.

MODEL	LENGTH	WIDTH	HEIGHT
4024	72"	24"	31"
4024G	see page 14		
4024-027	72"	27"	31"
4024-030	72"	30"	31"
4024-030G	see page 14		
4024-030-078	78"	30"	31"

OPTIONS

FOR 4000 SERIES TABLES

- *00 – Special Table Height (N/A Model 4043)
- *04 – Table Safety Strap
- *05 – Headrest, adjustable
- *06 – Backrest, adjustable 
- *07 – Nose Cutout
- *08 – Drawer (N/A with option 69)
- *15 – Safety Rail (only Model 4043)
- *19 – Slide Shelf, laminate
- 23 – Paper Dispenser
- 25 – Paper Cutter
- 27 – Paper Dispenser & Cutter Combo
- 32 – Pillow, full size
- 35 – Pillow, small
- *69 – Gas Spring Backrest
- *99L – Left Hand Table Model

*FACTORY INSTALLED

SEE PAGE 4



B. Model 4024

HEIGHT CLEARANCE UNDER H-BRACE IS 7" WITH 31" HIGH TABLE.



C. Model 4041
Shown with option: 05 – Headrest

C. Series 4041

SPECIAL FEATURES:

- H-Brace with laminate shelf and open-shelf storage cabinet.
- High pressure laminate legs, apron and stretchers.

MODEL	LENGTH	WIDTH	HEIGHT
4041	72"	24"	31"
4041-027	72"	27"	31"
4041-030	72"	30"	31"
4041-030-078	78"	30"	31"



D. Series 4043

SPECIAL FEATURES:

- Fully-enclosed, all-laminate storage cabinet with sliding laminate doors.
- Interior has divider and (1) adjustable shelf.
- Black laminated plywood base.

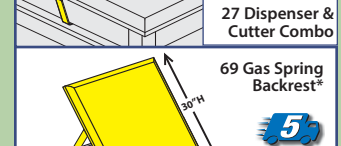
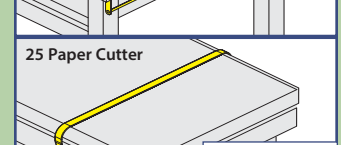
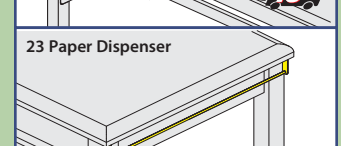
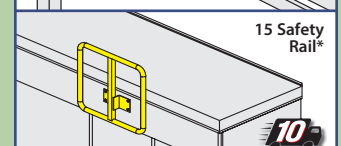
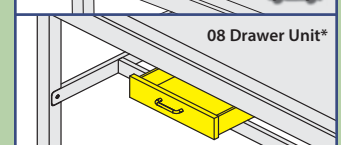
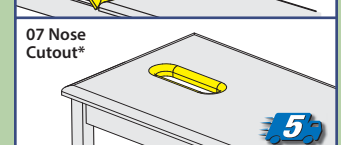
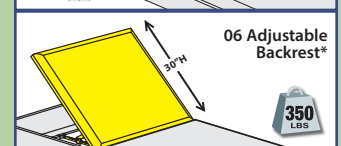
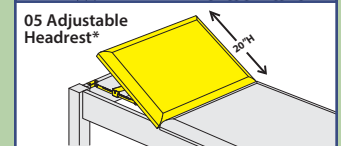
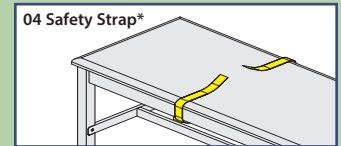
MODEL	LENGTH	WIDTH	HEIGHT
4043	72"	24"	31"
4043-027	72"	27"	31"
4043-030	72"	30"	31"
4043-030G	see page 14		
4043-030-078	78"	30"	31"



D. Model 4043

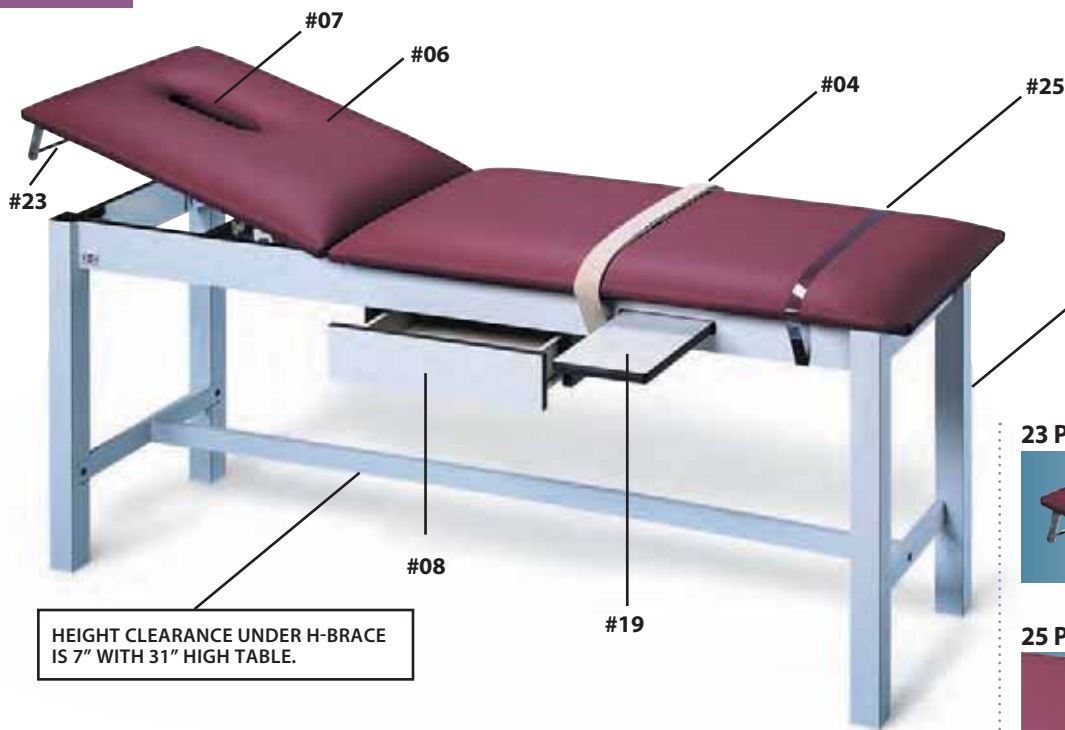
OPTIONS

400 LBS **3** except where noted below



*FACTORY INSTALLED SEE PAGE 4

TABLE OPTIONS



HEIGHT CLEARANCE UNDER H-BRACE IS 7" WITH 31" HIGH TABLE.

00 Special Table Height

Height range is from 26" to 36". Please specify overall height to surface of upholstered top. Clearance under stretcher will vary. **NOT QUICK SHIP**

OPTIONS

FOR TABLES

Options shown are not available on all tables. Please refer to OPTIONS box referencing your table of interest.

04 Table Safety Strap



Strap with VELCRO® brand fastener 2" wide secures patient on table. **FACTORY INSTALLED**

05 Headrest, Manually Adjustable



20" long. Elevates head section up to 45° in 10 increments. Must be raised beyond 45° to lower. **FACTORY INSTALLED**



06 Backrest, Manually Adjustable



30" long. Elevates back section up to 60° in 10 increments. Must be raised beyond 60° to lower. **FACTORY INSTALLED**



07 Nose Cutout



2" wide x 8" long, permits patient to lie face down. **FACTORY INSTALLED**

08 Drawer



20" wide. The all-laminate drawer rolls effortlessly on nylon rollers with positive stops. **SOME ASSEMBLY REQUIRED**

15 Safety Rail Hi-Lo, Side Mounted



Can be mounted only to side(s) of cabinet-style table, i.e. 4043, 4423, 4746. Safety Rail raises 10" above top surface. Lowers flush with top. 18" wide. Sturdy black powder coated steel. Specify if right or left side.

If you desire safety rails on both sides you must order two #15's. **FACTORY INSTALLED**

LOCK



Single Door or Drawer Locks are available on special order. **FACTORY INSTALLED**

LOCK-BOLT

Lock & Bolt for Double Doors. **FACTORY INSTALLED**

19 Slide Shelf, Laminate



8" wide. Accessible from either side of table. **FACTORY INSTALLED**

23 Paper Dispenser



With (2) stainless steel "spring-action" brackets and removable metal rod. Will accommodate paper rolls up to 21" wide.

25 Paper Cutter



Attaches to table at desired location. Securely fastened to top on cabinet style tables. Made of clear plastic with elastic ends, it cuts and then holds paper in place.

27 Paper Dispenser/Cutter



Consists of 23 and 25 sold as a combination.

32 Pillow, Full Size



22" x 14" x 3" thick. Urethane foam padding in your choice of 17 standard vinyl upholstery colors.

35 Pillow, Small



12" x 14" x 3" thick. Urethane foam padding in your choice of 17 standard vinyl upholstery colors.

69 Gas Spring Backrest



30" long. Elevates and locks backrest to any angulation from flat to 75°. Dual release handles on both sides of table. Recommended for high-volume therapy and sports use. **FACTORY INSTALLED**



99L Left Hand Table Model

Doors or drawers are on patients' left hand side when they lie face up on table. (Illustration at top is a right hand table.) If left hand table is desired, please specify on initial order. See page 11, Model 4259, for example of Left Hand Table. **FACTORY INSTALLED, NOT QUICK SHIP**

FACTORY INSTALLED, NOT QUICK SHIP



A947 Wire Pulls

4" Satin finish Wire Pull in lieu of hooded pulls.

Common Features

SPECIALTY TREATMENT TABLES — MODELS 4073, 4834, 4835, 4839:



- 2" High-Density urethane foam top.
- Resist-All™ vinyl upholstery finish.
- Each door cabinet is equipped with (1) adjustable laminate shelf.
- 3mm High Impact PVC edges on all door & drawer fronts.
- Concealed, self-closing Euro-hinges.
- Black laminated plywood base.

COLORS: (FOLD OUT FRONT COVER)

Laminate – Natural Oak, Wild Cherry, Folkstone Gray

Upholstery – 17 standard vinyl colors

OPTIONS

FOR MODELS 4073, 4834, 4835, 4839

*06 – Backrest, adjustable (if backrest is added, one drawer is deleted)



*07 – Nose Cutout

27 – Paper Dispenser & Cutter Combo

*69 – Gas Spring Backrest (4073 only)

Lock & Lock-Bolt

*99L – Left Hand Table Model

*FACTORY INSTALLED

SEE PAGE 4



A. Model 4839

Shown with option: 06 – Backrest



C. Model 4834



B. Model 4835

D. Model 4073



A. Model 4839 Orthopedic/Hand Surgery Table

SPECIAL FEATURES:

- New Lockable slide-out shelf.
- Shelf is 24"W x 13"D and fully adjustable in depth with locking knob.
- (2) all laminate drawers on nylon rollers.
- Two fully-enclosed door cabinets.

MODEL	LENGTH	WIDTH	HEIGHT
4839	78"	30"	31"

B. Model 4835 All-Purpose Treatment Table

SPECIAL FEATURES:

- (3) all laminate drawers on nylon rollers.
- Three fully-enclosed door cabinets.

MODEL	LENGTH	WIDTH	HEIGHT
4835	78"	30"	31"

C. Model 4834 All-Purpose Treatment Table

SPECIAL FEATURES:

- (3) all laminate drawers on nylon rollers.
- Two fully-enclosed door cabinets.
- Open center section is 24" wide.

MODEL	LENGTH	WIDTH	HEIGHT
4834 (see inset)	78"	30"	31"

D. Model 4073 Orthopedic/Cast Table

SPECIAL FEATURES:

- (3) storage sections each with laminate interiors and (1) adjustable shelf.

MODEL	LENGTH	WIDTH	HEIGHT
4073	78"	30"	31"

Common Features

SPACE-SAVER TREATMENT TABLES —
MODELS 4102, 4124, 4143:



- Hausmann Space-Saver Tables meet your needs for a full size table in a compact space. When closed, tables are only 52" long. When open, they extend to a conventional 72".
- Full width 20" long foot end folds down to reduce table length to 52".
- Positive action locking device allows the foot end to be easily elevated into three positions: 55°, 75° and 90°.
- 2" High-Density urethane foam top.
- Resist-All™ vinyl upholstery finish.

COLORS:

Laminate – Natural Oak, Wild Cherry, Folkstone Gray

Upholstery – 17 standard vinyl colors
(FOLD OUT FRONT COVER)

OPTIONS

FOR 4100 SERIES TABLES

- *04 – Table Safety Strap
- *05 – Headrest, adjustable
- *06 – Backrest, adjustable
- *07 – Nose Cutout
- 23 – Paper Dispenser
- 25 – Paper Cutter
- 27 – Paper Dispenser & Cutter Combo
- 32 – Pillow, full size
- 35 – Pillow, small
- *99L – Left Hand Table Model

*FACTORY INSTALLED

SEE PAGE 4



A. Model 4143

A. Model 4143

SPECIAL FEATURES:

- Fully enclosed all laminate cabinet.
- (2) hinged doors with 3mm edging.
- Concealed, self-closing Euro-hinges.
- Laminate interiors with (1) adjustable shelf.
- Black laminated plywood base.



MODEL	LENGTH	WIDTH	HEIGHT
4143	52" - 72"*	24"	31"

* Fully extended



see Footstools
pages 33, 34

B. Model 4102

SPECIAL FEATURES:

- High pressure laminate legs, apron and stretchers with H-Brace.

MODEL	LENGTH	WIDTH	HEIGHT
4102	52" - 72"*	24"	31"

* Fully extended.

C. Model 4124

SPECIAL FEATURES:

- H-Brace with full width laminate shelf.
- High pressure laminate legs, apron and stretchers.

MODEL	LENGTH	WIDTH	HEIGHT
4124	52" - 72"*	24"	31"

* Fully extended.

B. Model 4102



C. Model 4124

*Shown with option:
06 – Backrest*



A. Model 4643



see Stools
pages 30, 31

Common Features

TWO-IN-ONE EXAMINATION/TREATMENT TABLES — MODELS 4602, 4624, 4643:



- Hausmann Two-In-One Tables save space and costs by providing a readily adjustable examination and treatment table in a single, attractive and functional unit.
- Extended, the table is 72" long with a 14" adjustable headrest, a 17" adjustable footrest and a 41" center section.
- Adjustable length stirrups are included as standard equipment.
- 2" High-Density urethane foam top.
- Resist-All™ vinyl upholstery finish.

COLORS:

Laminate – Natural Oak, Wild Cherry, Folkstone Gray

Upholstery – 17 standard vinyl colors
(FOLD OUT FRONT COVER)

A. Model 4643

SPECIAL FEATURES:

- Fully enclosed all laminate cabinet.
- (2) hinged doors with 3mm edging.
- Concealed, self-closing Euro-hinges.
- Laminate interiors with (1) adjustable shelf.
- Black laminated plywood base.



MODEL	LENGTH	WIDTH	HEIGHT
4643	41" - 72"*	24"	31"

* Fully extended.

B. Model 4602

SPECIAL FEATURES:

- H-Brace is recessed into high pressure laminate table legs with unique 4-sided "lock-tite" joint.

MODEL	LENGTH	WIDTH	HEIGHT
4602	41" - 72"*	24"	31"

* Fully extended.

C. Model 4624

SPECIAL FEATURES:

- H-Brace with full width laminate shelf.
- High pressure laminate legs.

MODEL	LENGTH	WIDTH	HEIGHT
4624	41" - 72"*	24"	31"

* Fully extended.

OPTIONS

FOR 4600 SERIES TABLES

- *04 – Table Safety Strap
- *19 – Slide Shelf
- 23 – Paper Dispenser
- 25 – Paper Cutter
- 27 – Paper Dispenser & Cutter Combo
- *99L – Left Hand Table Model

*FACTORY INSTALLED

SEE PAGE 4

B. Model 4602



C. Model 4624



SPECIALTY TREATMENT TABLES

Common Features

PROFESSIONAL TREATMENT TABLES —
MODELS 4524, 4541, 4543:



- 20" wide laminate drawer on nylon rollers with positive stops.
- 2" High-Density urethane foam box-style upholstered top.
- Resist-All™ vinyl upholstery finish.

COLORS:

Laminate – Natural Oak, Wild Cherry,
Folkstone Gray


Upholstery – 17 standard vinyl colors
(FOLD OUT FRONT COVER)



A. Model 4524

OPTIONS

FOR 4500 SERIES TABLES

- *00 – Special Table Height (N/A Model 4543)
- *04 – Table Safety Strap
- *06 – Backrest, adjustable 
- *07 – Nose Cutout
- *19 – Slide Shelf
- 23 – Paper Dispenser
- 25 – Paper Cutter
- 27 – Paper Dispenser & Cutter Combo
- 32 – Pillow, full size
- 35 – Pillow, small
- *99L – Left hand table model

*FACTORY INSTALLED

SEE PAGE 4

A. Model 4524

SPECIAL FEATURES:

- H-Brace with laminate storage shelf.
- High pressure laminate legs, apron and stretchers.

MODEL	LENGTH	WIDTH	HEIGHT
4524	78"	30"	31"

B. Model 4541

SPECIAL FEATURES:

- H-Brace with laminate shelf and open shelf storage cabinet.
- High pressure laminate legs, apron and stretchers.

MODEL	LENGTH	WIDTH	HEIGHT
4541	78"	30"	31"

C. Model 4543

SPECIAL FEATURES:

- Fully enclosed all laminate storage cabinet with sliding laminate doors.
- Laminate interiors with divider and (1) adjustable shelf.
- Black laminated plywood base.

MODEL	LENGTH	WIDTH	HEIGHT
4543	78"	30"	31"



B. Model 4541

C. Model 4543



A. Model 4082 Combination Treatment/ Work Table/Desk



FEATURES:

- Dual-purpose – it's a treatment table or a desk. Ideal for schools or clinics.
- 2" thick removable reversible urethane foam pad with nylon reinforced vinyl cover.
- Top pad has straps and can hang vertically on table when not in use.
- Folkstone Gray high pressure laminate sub-top with black 3mm edging.
- Long stretcher offset to the back for easy access when sitting.
- Custom laminate and upholstery color choices available for Contract Orders of 10 or more tables.

COLORS:

Laminate – Folkstone Gray

Upholstery – Pad is Blue on one side and Gray on reverse side with 2" Gray border.

(FOLD OUT FRONT COVER)

MODEL	LENGTH	WIDTH	HEIGHT
4082	72"	24"	32"

OPTIONS

FOR MODELS 4082, 4075

- *00 – Special Table Height (for 4082 only)
- *04 – Table Safety Strap
- *07 – Nose Cutout (for 4075 only)
- 27 – Paper Dispenser & Cutter Combo
- 32 – Pillow, full size
- 35 – Pillow, small

*FACTORY INSTALLED

SEE PAGE 4

B. Model 4075 Wall Folding Treatment/ Changing Table



FEATURES:

- Fold-away design saves floor space.
- 2" high-density foam upholstered top.
- Sturdy, floor-supported wall mounting plate for added strength.
- (2) folding high pressure laminate legs.
- Projects only 8" when folded.
- Wall fasteners not included.

COLORS:

Laminate – Natural Oak

Upholstery – 17 standard vinyl colors

(FOLD OUT FRONT COVER)

MODEL	LENGTH	WIDTH	HEIGHT
4075	72"	24"	31"



**A. Model 4082
"Pad On" — It's a
Treatment Table**
*Shown with optional
#35 pillow*



**Model 4082
"Pad Off" —
It's a Desk**



B. Model 4075



Model 4075 (folded)

SPECIALTY TREATMENT TABLES



A. Model 4079

A. Model 4079 Modality Treatment Table



FEATURES:

- Designed to save time and effort with modality equipment at your fingertips.
- Spacious upholstered top with 2" High-Density urethane foam.
- Oak laminate with (2) fully enclosed Door Cabinets with adjustable shelf.
- Mid-section of table has full extension 10"H x 23¾"W equipment compartment.
- Black laminate base has access holes on both ends and back for cord and plug.
- Choice of (9) Pro-Form™ vinyl colors.

MODEL	LENGTH	DEPTH	HEIGHT
4079	78"	30"	31"

B. Model 7604-752 Portable Massage Table



FEATURES:

- 2½" thick multi-layered semi-firm foam.
- Comfortable PVC-Free urethane upholstery.
- Precision welded yet lightweight aluminum frame.
- Push-button height adjustment.
- 600 lbs. weight capacity.
- Carrying bag with shoulder sling.
- Adjustable face cradle with ultra soft face cushion & arm sling.
- Spacious 73" long x 28" wide top.
- Height adjustable from 24" to 32".
- Color: 752 Indigo Blue Urethane.
- Weighs only 33 lbs.

MODEL	LENGTH	WIDTH	HEIGHT
7604-752	73"	28"	24" - 32"



B. Model 7604-752



C. Model S-110

C. Model S-109, S-110 Econo-Line Table



FEATURES:

- Oak laminate on all surfaces.
- Solid end panels with full-width storage shelf.
- Upholstered flat top has 2" urethane foam and choice of 706 Blue or 709 Gray vinyl.
- Ships ready-to-assemble.

MODEL	LENGTH	WIDTH	HEIGHT	UPH.COLOR
S-109	72"	27"	31"	706 Blue
S-110	72"	27"	31"	709 Gray

OPTIONS

FOR S-109, S-110

- 27 – Paper Dispenser & Cutter Combo
- 32 – Pillow, full size
- 35 – Pillow, small

SEE PAGE 4

Common Features

MODELS 4259, 4298, 4796:

- Standard 27" width is optimum for medical procedures.
- 2" High-Density urethane foam top.
- Resist-All™ vinyl upholstery finish.
- Laminate drawers have self-closing nylon roller drawer slides.



COLORS:

Upholstery – 17 standard vinyl colors
(FOLD OUT FRONT COVER)



A. Model 4298

OPTIONS

FOR MODELS 4259, 4298, 4796

- *06 – Backrest, Adjustable (not for 4796)
- 27 – Paper Dispenser & Cutter Combo
- *69 – Gas Spring Backrest (4298 only)
- *99L – Left Hand Table



*FACTORY INSTALLED

SEE PAGE 4

B. Model 4259 Treatment Table

SPECIAL FEATURES:

- Two Base Cabinets with total of (6) laminate drawers on nylon rollers.
- 25" open center section.

COLORS:

Laminate – Folkstone Gray.

MODEL	LENGTH	WIDTH	HEIGHT
4259	72"	27"	31"

A. Model 4298 Treatment Table with Pull-Out Foot Stool

SPECIAL FEATURES:

- Unique 18"W x 8"H pull-out Foot Stool. Slides into table base when not in use.
- Sturdy Oak laminate panel legs with full-width Oak laminate storage shelf.
- (3) Laminate Drawers on nylon rollers.

COLORS:

Laminate – Natural Oak

MODEL	LENGTH	WIDTH	HEIGHT
4298	72"	27"	32"



C. Model 4796 Deluxe Treatment Table



- (2) Laminate Drawers on nylon rollers.
- Two storage Door sections each with laminate interiors and adjustable shelf.
- #69 Gas Spring Activated 0 - 75° Backrest with (1) control lever.
- #27 Paper Dispenser & Cutter Combo.

Laminate – Standard Folkstone Gray or choice of any high pressure laminate Solid color or Woodgrain.

MODEL	LENGTH	WIDTH	HEIGHT
4796	76"	27"	31"

B. Model 4259

Shown with options:

06 – Backrest

27 – Paper Dispenser & Cutter

99L – Left Hand Table



C. Model 4796

Common Features

HI-LO TABLES – MODELS 4701, 4702, 4703, 4704:

- Hydraulic cylinders are built into each (4) Corner Telescoping Legs.
- Black powder coated Legs with Levelers for uneven floors.
- Vinyl upholstered tops with 2" High-Density urethane foam.
- Includes Paper Dispenser and Cutter.
- 16"L legrest extends overall top length to 68".



COLORS: (FOLD OUT FRONT COVER)

Upholstery – 9 Pro-Form™ vinyl colors.



A. Model 4703-722

A. Model 4703 Crank Hydraulic Changing/ Treatment Table



SPECIAL FEATURES:

- Crank hydraulic adjustment from 20" wheelchair height to 30" high.

MODEL	LENGTH	WIDTH	HEIGHT
4703	52" - 68"	30"	20" - 30"
4703-722	52" - 68"	30"	20" - 30"

B. Model 4702 Electric Hi-Lo Changing/ Treatment Table



SPECIAL FEATURES:

- Electrically activated hydraulic cylinders are built into each (4) Corner Telescoping Legs.
- Motorized table lowers to 20" wheelchair height. Elevates up to 30" high.
- "Hands-Free" foot control operation.

MODEL	LENGTH	WIDTH	HEIGHT
4702	52"-68"	30"	20" - 30"



B. Model 4702

C. Model 4701 Crank Hydraulic Changing/ Treatment Table with Drawers



SPECIAL FEATURES:

- Crank hydraulic adjustment from 27"H to 37"H.
- Hydraulic cylinders are built into each (4) corner telescoping legs.

MODEL	LENGTH	WIDTH	HEIGHT
4701	52"-68"	30"	27" - 37"

Model 4704 (not shown) Electric Hi-Lo Changing/ Treatment Table w/ Drawers



SPECIAL FEATURES:

- Electrically activated hydraulic cylinders are built into each (4) Corner Telescoping Legs.
- Motorized table lowers to 27". Elevates up to 37"H.
- "Hands-Free" foot control operation.

MODEL	LENGTH	WIDTH	HEIGHT
4704 (not shown)	52"-68"	30"	27" - 37"



C. Model 4701

New Product!

Common Features

POWER TABLES — MODELS 4717, 4719, 4723:



- Heavy-duty, motorized hydraulic Hi-Lo system with 10" lift stroke.
- Electrically activated hydraulic cylinders are built into (4) corner telescoping legs.
- Legs are black powder-coated and equipped with levelers for uneven floors.
- "Hands-Free" foot control operation.
- Vinyl upholstered tops with 2" High-Density urethane foam.
- 110V, 60Hz, 2.4 amps.

COLORS: (FOLD OUT FRONT COVER)

Upholstery – 9 Pro-Form™ vinyl colors.

A. Model 4723

ADA Hi-Lo Power Plinth Table



SPECIAL FEATURES:

- Bariatric 600 lb. lift capacity.
- Motorized table lowers to 20" for wheelchair transfer. Elevates up to 30" high.
- Sturdy black powder-coated steel frame with black laminate storage shelf.

MODEL	LENGTH	WIDTH	HEIGHT
4723	72"	30"	20"-30"

B. Model 4717

Hi-Lo Power Cabinet Treatment Table



SPECIAL FEATURES:

- Bariatric 500 lb. lift capacity.
- Motorized table elevates from 27" to 37" high.
- Fully enclosed oak laminate cabinet, finished inside and out, with sliding oak laminate doors.

MODEL	LENGTH	WIDTH	HEIGHT
4717	78"	30"	27"-37"

C. Model 4719

Hi-Lo Power Plinth Table with Shelf



SPECIAL FEATURES:

- Bariatric 600 lb. lift capacity.
- Motorized table elevates from 27" to 37" high.
- Oak laminate apron with black laminate storage shelf.

MODEL	LENGTH	WIDTH	HEIGHT
4719	78"	30"	27"-37"

OPTIONS

FOR MODELS 4717, 4719, 4723

- *15 – (1) Safety Rail (4717 only)
- 27 – Paper Dispenser & Cutter Combo
- 32 – Pillow, full size
- 35 – Pillow, small

SEE PAGE 4



A. Model 4723
*Shown with option:
27 – Paper Dispenser & Cutter*



B. Model 4717



C. Model 4719
*Shown with option:
27 – Paper Dispenser & Cutter*

Green-Line “Eco-Friendly” Products

See green products throughout our catalog as indicated by the Green-Line icon



Green-Line:

AN ENVIRONMENTALLY SAFER ALTERNATIVE TO TRADITIONAL MATERIALS FOR IMPROVED AIR QUALITY.



- All Green-Line wood has no added urea-formaldehyde and meets CARB II standards.
- All urethane fabric is CAL 01350 compliant.
- PVC-Free construction.

COLORS: (FOLD OUT FRONT COVER)

Laminate – Fusion Maple 7909

Upholstery – 5 PVC-Free urethane colors.




A. Model 4002G



B. Model 4024G

*Shown with option:
27 – Paper Dispenser & Cutter*



C. Model 4043-030G

A. Series 4002G

FEATURES:

- H-Brace is recessed into table leg with unique 4-sided “Lock-Tite” joint.
- High pressure laminate legs, apron and stretchers.

MODEL	LENGTH	WIDTH	HEIGHT
4002G	72"	24"	31"
4002-030G	72"	30"	31"

B. Series 4024G

FEATURES:

- H-Brace is recessed into table leg with unique 4-sided “Lock-Tite” joint.
- High pressure laminate legs, apron and stretchers.
- Laminate storage shelf.

MODEL	LENGTH	WIDTH	HEIGHT
4024G	72"	24"	31"
4024-030G	72"	30"	31"

C. Model 4043-030G

FEATURES:

- Fully-enclosed, all-laminate cabinet with sliding laminate doors.
- Interior has divider and (1) adjustable shelf.
- Black laminated plywood base.

MODEL	LENGTH	WIDTH	HEIGHT
4043-030G	72"	30"	31"

OPTIONS FOR GREEN-LINE TABLES

Same as Quality Line Tables – see pages 2-3



A. Model 7011
Shown with option:
32 – Pillow



B. Model 7031
Shown with options:
05 – Headrest
27 – Paper Dispenser and Cutter

Common Features

RECOVERY COUCHES —
MODELS 7011, 7031, 7155, 7905:



- Wood has no added urea-formaldehyde for safer indoor air quality.
- PVC-Free construction.
- 2" High-Density urethane foam top.

COLORS:

Upholstery – 5 PVC-Free Urethane colors.
(FOLD OUT FRONT COVER)

OPTIONS

FOR MODELS 7011, 7031, 7155, 7905

- *04 – Table Safety Strap
- *05 – Headrest, adj. (7011, 7031 only)
- *07 – Nose Cutout
- 27 – Paper Dispenser & Cutter Combo
- 32 – Pillow, full size
- 35 – Pillow, small

*FACTORY INSTALLED

SEE PAGE 4

A. Model 7011 Econo-Line™ Recovery Couch



SPECIAL FEATURES:

- Sturdy end panel legs and apron.
- This stylish and functional couch is ideal for any school or health facility.
- Folkstone Gray laminate finish.
- Shipped ready-to-assemble.

MODEL	LENGTH	WIDTH	HEIGHT
7011	72"	24"	22"

B. Model 7031 Econo-Line™ Recovery Storage Couch



- Cabinet with (2) sliding laminate doors on front and back side. Provides convenient storage space for all blankets, gowns, and supplies.
- Folkstone Gray laminate finish.
- Shipped ready-to-assemble.

MODEL	LENGTH	WIDTH	HEIGHT
7031	72"	24"	22"

C. Model 7155 Fleetwood Couch



FEATURES:

- (10) position, 0-45° adjustable Headrest.
- Fusion Maple laminate legs.

MODEL	LENGTH	WIDTH	HEIGHT
7155	72"	27"	18"

D. Model 7905 Inwood Couch



FEATURES:

- 3" thick urethane foam vinyl top.
- (10) position, 0-45° adjustable Headrest.
- Fusion Maple laminate legs.

MODEL	LENGTH	WIDTH	HEIGHT
7905	72"	27"	18"



C. Model 7155



D. Model 7905

PEDIATRIC TABLES



New Design!



lb.-oz. readout



A. Model 4941



New Product!

B. Model 4944

A. Model 4941 Econo-Line™ Pediatric Table



SPECIAL FEATURES:

- New (2) polystyrene drawers and fixed shelf.
- Folkstone Gray laminate.
- 3mm high-impact ABS edges on both drawer fronts.

MODEL	LENGTH	DEPTH	HEIGHT
4941	43"	24"	36"

B. Model 4944 Pediatric Table



SPECIAL FEATURES:

- Cabinet has (2) drawers and (2) doors.
- Folkstone Gray cabinet color.
- 3mm high-impact ABS edges on doors & drawer fronts.

MODEL	LENGTH	DEPTH	HEIGHT
4944	43"	24"	36"

C. Model 4945 Pediatric Table






SPECIAL FEATURES:

- Cabinet has (2) drawers and (2) doors.
- Continuous black full-length pulls.
- Folkstone Gray or choice of any high pressure laminate solid color or woodgrain.

MODEL	LENGTH	DEPTH	HEIGHT
4945	43"	24"	36"

Common Features

PEDIATRIC TABLE WITH BUILT-IN SCALE — MODELS 4941, 4944, 4945:

- Wood has no added urea-formaldehyde for safer indoor quality.   
- PVC-Free construction.
- Digital scale with lb-oz or kg readout.
- Reads in 1 oz. increments.
- Electric and battery operation. 9V AC adapter included. Auto power shot-off. Batteries not included.
- 39" long built-in infantometer with 10" long sliding fold-away flap.
- Comfortably padded top has a protective rim on (3) sides.
- Built-in Paper Dispenser and Cutter. Holds 14" wide table paper.

COLORS: (FOLD OUT FRONT COVER)

Upholstery – 5 PVC-Free Urethane colors.



C. Model 4945

Common Features

PEDIATRIC TABLES — MODELS 4904, 4970, 4975, 4990:

- Wood has no added urea-formaldehyde for safer indoor air quality.
- PVC-Free construction.
- Upholstered tops are covered in PVC-Free Urethane in colors as shown.



A. Model 4975

Pete's Pickup™ Pediatric Table



- Child friendly molded PVC-Free recyclable polyethylene plastic chassis.
- PVC-Free 752 Blue Urethane 52" x 24" padded upholstered top with 18" x 18" legrest extension.
- Built-in toddler car seat with dual steering wheels.
- (2) fixed wheels and black cabinet base trim.
- (1) blue laminate drawer on nylon rollers.
- (2) blue laminate doors on concealed, self-closing Euro-hinges.
- Legrest elevates up to 90° and extends top length to 70".
- Includes Paper Dispenser & Cutter.

MODEL	LENGTH	WIDTH	HEIGHT
4975	60" - 78"	24"	34"



B. Model 4904

Dalmatian Treatment Table



- Dalmatian high pressure laminate finish on all exterior surfaces.
- Sturdy H-Brace design.
- Optional 27 Paper Dispenser & Cutter.

MODEL	LENGTH	WIDTH	HEIGHT
4904	58"	24"	34"



B. Model 4904



C. Model 4970

C. Model 4970

Tables for Tots™ Treatment Table



- PVC-Free 752 Blue Urethane 72" x 24" padded top.
- Durable high pressure laminate in child friendly colors as shown.
- One laminate drawer on nylon rollers.
- (3) compartments with doors provide spacious storage for supplies.
- Includes Paper Dispenser & Cutter.

MODEL	LENGTH	DEPTH	HEIGHT
4970	72"	24"	34"

D. Model 4990

Treatment Table



- Removable 70" x 24" 752 PVC-Free Blue Urethane top pad on VELCRO® brand fasteners.
- Finished in child friendly decorative laminate colors as shown.
- (3) 18"W Yellow laminate drawers on nylon rollers.
- (3) 18"W Blue laminate doors with shelf.
- Includes Paper Dispenser & Cutter.

MODEL	LENGTH	DEPTH	HEIGHT
4990	72"	24"	34"



D. Model 4990

FLEX-LINE FURNISHINGS by HAUSMANN

Patient Room & Medical Equipment

PRO-SHIELD™ Features

- Antimicrobial Copper Alloy and Solid Polymeric Surface (with embedded copper) are solid surface materials registered by the Environmental Protection Agency.
- Use of approved Antimicrobial Copper Alloy for high-touch surfaces in patient rooms and ICU's provides permanent protection against pathogens per list below*.
- Copper Alloys continuously reduce bacterial contamination achieving a 99.9% reduction within 2 hours of exposure when used with approved cleaning protocols.
- Unlike coating technologies, the antimicrobial properties of Copper Alloy surfaces cannot be worn away and are designed to last the lifetime of the product.

* Laboratory Testing demonstrates efficacy of Copper's antibacterial action against following bacteria: Methicillin-resistant Staphylococcus aureus (MRSA), Vancomycin-resistant Enterococcus faecalis (VRE), Staphylococcus aureus, Enterobacter aerogenes, Pseudomonas aeruginosa, and E. coli O157:H

PRO-GUARD™ Features

- Pro-Guard™ is a bacteriostatic alternative featuring High Pressure Laminate (HPL) with Microban® hence an economic alternative to Pro-Shield™ but without human health claims.
- The Microban® additive is permanently embedded in the laminate so its resistive properties will last indefinitely when used as directed.
- High Pressure Laminate with Microban® laminate surfaces inhibit the growth of non-disease causing bacteria, yeasts, molds and fungi which can cause stains, odors and product degradation.

TELL US WHAT YOU NEED...AND WE'LL BUILD IT YOUR WAY!

Comparison Study on use of Copper on high-touch surfaces at 3 leading U.S. Hospitals indicates **"COPPER SURFACES REDUCE RATE OF HEALTHCARE-ACQUIRED INFECTIONS IN THE INTENSIVE CARE UNIT"**



Scan QR code for more info.



A. TABLE TOP WORK SURFACES CHOICES:

- Copper Alloy
- Solid Polymeric Surface with embedded Copper
- High Pressure Laminate with Microban®

B. CABINET DRAWER & DOOR FRONT CHOICES:

- High Pressure Laminate with Microban®
- Standard Laminate Finish

C. EDGING CHOICES:

- High Pressure Laminate with Microban® edging
- 3mm high-impact edging

D. CABINET EXTERIOR / INTERIOR CHOICES:

- Standard Laminate Finish
- High Pressure Laminate with Microban®

E. DRAWER CONSTRUCTION CHOICES:

- Laminate Drawers w/ Nylon Roller Slides
- High Impact Polystyrene Drawers & Glides.

F. DRAWER PULLS:

- Wire Copper Alloy Drawer Pulls
- Bow shaped Copper Alloy Pulls
- Standard Satin Wire Pulls

G. CABINETS SINK CHOICES:

- Stainless Steel Sinks
- Anti-Microbial Copper Sinks

H. COLOR & WOODGRAIN CHOICES:

- Oak
- Beige
- Other _____

The use of anti-microbial copper or polymeric solid surface tops with embedded copper is a supplement but not a substitute for standard infection control practices; users must continue to follow infection control practices. Above antimicrobial material has been shown to reduce microbial contamination but does not necessarily prevent cross contamination. These products cannot be waxed, painted, or otherwise coated.

PRO-GUARD™ by Hausmann is based on the scientific state of the art as of January 1, 2014. Hausmann Industries Inc. reserves the right to add or amend our anti-microbial product line as new materials & methodologies become available.

Common Features

EXAM TABLES — MODELS 4416, 4412:



- Welded heavy-duty steel chassis with durable epoxy powder coated Gray Beige finish.
- One-piece vinyl upholstered top with High-Density urethane foam and contoured padded head section for patient comfort.
- Extra-wide 30" Top accommodates larger patients.
- Table height is comfortable 33" with toe recess on both sides of table.
- Spacious Footstep is 19½" W x 17" D x 9" H with anti-slip treaded surface and front supports for stability.
- Table is equipped with (2) front end Drawers and (3) right side Drawers. Molded polystyrene interiors for easy cleaning.
- Laminate Drawer fronts are ¾" thick with white 3mm edges for protection and durability.
- Heavy duty concealed Stirrups adjust in length and are laterally adjustable into 4 positions. Heel rests are powder coated for patient comfort.
- Slide-out 20" wide leg rest with Pad extends full 18".
- Pelvic Tilt with easy-to-use dual side controls.
- Plastic Irrigation Pan extends and retracts from legrest.
- Includes Paper Dispenser and Cutter.

COLORS: (FOLD OUT FRONT COVER)

Upholstery – 17 standard vinyl colors available.

A. Model 4416 X-L Power-Back Exam Table



Super Strong Steel Table for Bariatric and General Practice Use

SPECIAL FEATURES:

- Backrest is motorized 0° to 75° to facilitate Bariatric or Elderly patient positioning.
- 600 lb. patient weight capacity.
- Electrical outlet in rear of Table with Hospital grade plug.
- 110V, 60Hz, 5 Amps.

MODEL	LENGTH	WIDTH	HEIGHT
4416	54" - 72"*	30"	33"

*Extended

B. Model 4412 Gas Spring Back Exam Table



SPECIAL FEATURES:

- Backrest is gas spring activated with control levers on both sides, adjusts from 0° to 75° and locks into any position.
- 450 lb. patient weight capacity.

MODEL	LENGTH	WIDTH	HEIGHT
4412	54" - 72"*	30"	33"

*Extended

OPTIONS

FOR MODELS 4412, 4416:

*99L – Left Hand Table Model

*FACTORY INSTALLED

SEE PAGE 4

A. Model 4416



Power Backrest is standard on 4416



Oversize 600 lb. rated steel footstep

B. Model 4412



EXAMINATION TABLES

A. Model 4400



A. Series 4400, 4405 Examination Tables



FEATURES:

- Color coordinate with high pressure laminate Medical Cabinets. See page 94.
- (2) front Drawers and (3) side Drawers.
- Includes Paper Dispenser and Cutter.
- Full width black plastic pulls.

COLORS: (FOLD OUT FRONT COVER)

Laminate – Choice of any high pressure laminate solid color or woodgrain.

Upholstery – 17 standard vinyl colors.

MODEL	LENGTH	WIDTH	HEIGHT
4400	55"– 71"	26"	33"
4400-LD	Same but less Duplex outlet		
4405	Left Hand Table		
4405-LD	Same but less Duplex outlet		

OPTIONS

FOR SERIES 4400, 4405

- *15 – (1) Safety Rail (Order [2] #15 if both sides)
- 091 – Pelvic Tilt (Controls on both sides)
- 094 – Drawer Warmer
- 097 – Stainless Steel Pan and Pan Cutout

*FACTORY INSTALLED

SEE PAGE 4

FEATURED ITEM



Model 2154 (See page 31)

B. Model 8728 Treatment Cabinet



FEATURES:

- Sail White high pressure laminate top.
- (1) Laminate Drawer on nylon rollers.
- All-laminate interiors with (1) adjustable shelf.

Laminate – 346 Natural Oak or 927 Folkstone Gray.

MODEL	LENGTH	WIDTH	HEIGHT
8728-346	30"	16"	30"
8728-927	30"	16"	30"

B. Model 8728-927



See page 92 for Pro-Line Cabinets

Common Features

MAXIMUM VALUE EXAM TABLES –
SERIES 4420, 4421, 4423, 4424:



- Removable vinyl top pad attached with VELCRO® brand fasteners.
 - Contoured padded head section.
 - Backrest is pneumatic Air-Spring with dual adjustment controls from 0° to 75°.
 - Built-in front safety tread footstep.
 - Sliding legrest extension with removable pad attached with VELCRO® brand fasteners.
 - Heavy duty concealed stirrups adjust in length and are laterally adjustable in (4) positions. Vinyl coated heelrests.
 - Paper Dispenser and Paper Cutter.
 - Hospital grade duplex outlet.
- Note: LD models do not have outlet.**
- Black laminate base with leveling legs.

COLORS:

Laminate – Folkstone Gray

Upholstery– 17 standard vinyl colors

(FOLD OUT FRONT COVER)

A. Series 4423, 4424

SPECIAL FEATURES:

- (2) Drawers in front and (3) Drawers on side as shown.

MODEL	LENGTH	WIDTH	HEIGHT
4423	55" - 71"	26"	33"
4423-LD	Same but less Duplex outlet		
4424	Left Hand Table		
4424-LD	Same but less Duplex outlet		

B. Series 4420, 4421

SPECIAL FEATURES:

- (2) Drawers in front and (1) Door on side with shelf as shown.

MODEL	LENGTH	WIDTH	HEIGHT
4420	55" - 71"	26"	33"
4420-LD	Same but less Duplex outlet		
4421	Left Hand Table		
4421-LD	Same but less Duplex outlet		

OPTIONS

FOR SERIES 4420, 4421, 4423, 4424

- *15 – (1) Safety Rail (Order [2] if both sides)
- *091 – Pelvic Tilt (Controls on both sides)
- *094 – Drawer Warmer
- *097 – Stainless Steel Pan & Cutout

*FACTORY INSTALLED

SEE PAGE 4



Full-comfort pad with VELCRO® brand fasteners detaches easily for cleaning or replacement.



A. Model 4423



B. Model 4420

*Shown with option:
097 – Stainless Steel Pan*

Metal Paper Dispenser

Upholstered, removable top pad

Pneumatic Air Spring Backrest

Slide-Out leg rest with pad, 21" wide by 16" deep

Storage cabinet with shelf

4-position laterally adjustable stirrups, concealed when not in use

Stainless steel irrigation pan (optional)

Hospital grade duplex outlet (not supplied on "LD" models)

Built-In Safety-Tread Foot Step, 21" wide x 13" deep x 7¾" high

New Product!



A. Model 4431



B. Model 4440-LD
Shown with options:
15 – Safety Rail
091 – Pelvic Tilt

**A. Models 4431, 4436
Econo-Line™ Power Clinic
Examination Table**



FEATURES:

- Dual direct-drive electrical lift actuators adjust height from 24" to 35".
- Convenient hand control operation.
- (2) door, (2) drawer storage cabinet.
- Includes 36" long (10) position adjustable backrest. (Must raise past 60° to lower.)
- 3 position adjustable 18" long legrest.
- Vinyl-clad stirrups adjust in length.
- Includes Paper Dispenser and Cutter.
- 110V, 60Hz, 1 Amp. Hospital Grade Plug.

COLORS: (FOLD OUT FRONT COVER)

Laminate – Folkstone Gray.

Upholstery – 17 standard vinyl colors.

MODEL	LENGTH	WIDTH	HEIGHT
4431	56"-74"*	27"	24"-35"
4436	Left Hand Table		

*Fully extended

**B. Series 4440, 4445
Powermatic® Exam Tables**

FEATURES:

- Motorized lift from 26" to 38" high.
- "Hands-Free" foot control.
- Removable top pad with built-in pillow is attached with VELCRO® brand fasteners.
- Backrest is pneumatic Air-Spring with dual adjustment controls from 0 to 75°.
- Sliding 21" wide x 16" long leg rest.
- Concealed stirrups adjust in length and adjust laterally to (4) positions.
- (2) laminate drawers in front & side.
- Full width black plastic Drawer pulls.
- Black laminate base with levelers.
- Includes Paper Dispenser and Cutter.
- 110 V, 60Hz, 3.5 Amps.



COLORS: (FOLD OUT FRONT COVER)

Laminate – 927 Folkstone Gray or your choice of any high pressure laminate solid color or woodgrain.

Upholstery – 17 standard vinyl colors.

MODEL	LENGTH	WIDTH	HEIGHT
4440	55" to 71"	26"	26" - 38"
4440-LD (UL)	Same but less Duplex outlet		
4445	Left Hand Table		
4445-LD (UL)	Same but less Duplex outlet		

OPTIONS FOR SERIES 4440, 4445

- *04 – Safety Strap
- *15 – (1) Safety Rail (Order [2] for both sides)
- *17 – Utility Rails (both sides)
- *089 – Motorized Power Backrest
- *091 – Pelvic Tilt (Controls on both sides)
- *097 – Stainless Steel Pan and Cutout

*FACTORY INSTALLED

SEE PAGE 4



A. Model 4460-LD 

Shown with options:
 04 – Safety Strap
 (2) 15 – Safety Rails
 17 – Utility Rails
 089 – Power Backrest

Table lowers to 20" wheelchair height to permit safe transfer of disabled patients

**A. Series 4460, 4465
 Powermatic® Wheelchair Accessible
 ADA Exam Table**





FEATURES:

- Custom designed for patients with special needs, geriatric and ambulatory patients.
- Hi-Lo motorized lift from 20" to 32".
- "Hands-Free" foot control.
- Vinyl upholstered removable pad, with contoured padded head section is attached with VELCRO® brand fasteners.
- Air-Spring pneumatic backrest with dual controls adjusts from 0 to 75° (089 Power Backrest is optional).
- Concealed stirrups adjust in length and lateral positions.
- Vinyl coated heelrests for patient comfort.
- Includes Slide-out Legrest with Pad (098 elevating "Pop-Up" feature is optional).
- Includes Paper Dispenser and Cutter.
- 110 V, 60Hz, 3.5 Amps.

COLORS:

Laminate – 927 Folkstone Gray or your choice of any high pressure laminate solid color or woodgrain. Call for color chart.

Upholstery – 17 standard vinyl colors.
(FOLD OUT FRONT COVER)

MODEL	LENGTH	WIDTH	HEIGHT
4460	55" to 71"	26"	20"- 32"
4460-LD 	Same but less Duplex outlet		
4465	Left Hand Table		
4465-LD 	Same but less Duplex outlet		



This illustration highlights options:

*091 – Pelvic Tilt
 098 – Pop-Up Legrest
 097 – Stainless Steel Pan*

OPTIONS

FOR SERIES 4460, 4465

- *04 – Safety Strap
- *15 – (1) Safety Rail (Order [2] #15 if required for both sides)
- *17 – Utility Rails (both sides).
- *089 – Motorized Power Backrest
- *091 – Pelvic Tilt (Controls on both sides)
- *097 – Stainless Steel Pan and Cutout
- *098 – "Pop-Up" Elevating Leg Rest

*FACTORY INSTALLED

SEE PAGE 4



A. Model 4746

Common Features

POWERMATIC® TREATMENT TABLES —
MODELS 4746, 4747:



- The Powermatic® electro-mechanical drive mechanism provides an infinite number of height positions.
- Patients can mount or dismount without a footstep. You can work faster and more efficiently without back strain or fatigue.
- 2" High-Density urethane foam vinyl top.
- "Hands Free" foot control operation.
- (2) laminate drawers on nylon rollers.
- Hinged door storage compartment.
- Includes Paper Dispenser and Cutter.
- Hospital grade plug.
- 110V, 60Hz, 3.5 Amps. U.L. Listed.
- New contoured black base plate with (4) levelers and satin aluminum trim.
- Shipped fully assembled.

COLORS:

Laminate – Folkstone Gray or choice of any high pressure laminate solid color or woodgrain.

Upholstery – 17 standard vinyl colors.

(FOLD OUT FRONT COVER)

A. Model 4746 Powermatic® Treatment Table with Gas-Spring Backrest

SPECIAL FEATURES:

- Gas-spring pneumatic 30" backrest elevates to 75° with lever control on one side.
- Power height adjusts from 26" to 38".

MODEL	LENGTH	WIDTH	HEIGHT
4746	76"	27"	26"-38"

Model 4747 (not shown) Powermatic® Treatment Table with Power Backrest

SPECIAL FEATURES:

- Same as Model #4746 except Power 30" backrest can be elevated automatically to 75° with foot control.

MODEL	LENGTH	WIDTH	HEIGHT
4747	76"	27"	26"-38"

Option: 15 – Safety Rail is mounted at mid-section to one side or both sides of table.



OPTIONS

FOR MODELS 4746, 4747

- *04 – Table Safety Strap
- *15 – (1) Safety Rail
(Order [2] #15 if both sides)
- 32 – Pillow, full size
- 35 – Pillow, small
- *99L – Left Hand Table

*FACTORY INSTALLED

SEE PAGE 4



A. Model 4750

New Design!

Common Features

POWERMATIC® TREATMENT TABLES — MODELS 4750, 4756, 4757:



- 2" High-Density urethane foam vinyl top.
- "Hands Free" foot control.
- Includes Paper Dispenser and Cutter.
- Hospital grade plug.
- 110V, 60Hz, 3.5 Amps. U.L. Listed.
- New contoured black base plate with (4) levelers and satin aluminum trim.

COLORS:

Laminate – Folkstone Gray lift enclosure.

Upholstery – 17 standard vinyl colors.

(FOLD OUT FRONT COVER)

A. Model 4750 Powermatic® Table with Flat Top



SPECIAL FEATURES:

- Power height adjustment from 19" wheelchair height to 31" high.

MODEL	LENGTH	WIDTH	HEIGHT
4750	76"	27"	19"- 31"

B. Model 4756 Powermatic® Table with Gas-Spring Backrest

SPECIAL FEATURES:

- Power height adjustment from 19" wheelchair height to 31".
- Gas-spring pneumatic 30" backrest raises to 75° with (1) lever control.

MODEL	LENGTH	WIDTH	HEIGHT
4756	76"	27"	19"- 31"

Model 4757 (not shown) Powermatic® Table with Power Backrest

- Same as Model 4756 except Power 30" backrest elevates to 75° with foot control.

MODEL	LENGTH	WIDTH	HEIGHT
4757	76"	27"	19"- 31"



B. Model 4756

New Design!

OPTIONS

FOR MODELS 4750, 4756, 4757, 4766, 4767

- *04 – Table Safety Strap
- *07 – Nose Cutout (4750 only)
- 32 – Pillow, full size
- 35 – Pillow, small
- *99L – Left Hand Table Model

*FACTORY INSTALLED

SEE PAGE 4

A. Model 4710 All-Purpose Hi-Lo Treatment Table

FEATURES:

- Electric motorized height adjustment from 18½" (wheelchair height) to 35" high.
- "Hands-free" foot control operation.
- Adjustable 26" long headrest has dual gas spring operation and single lever activation.
- Headrest raises to 83°. Lowers to 40° below flat.
- Base has 4½" clearance for most patient hoists.
- Steel frame with powder coated cream finish.
- Stocking upholstery vinyl color is Dove Gray.
- Retractable Locking Casters with lever activation.
- Paper Dispenser at foot end.
- 110V, 60 Hz, 3.15 Amps.



MODEL	LENGTH	WIDTH	HEIGHT
4710	78"	28"	18½" - 35"



A. Model 4710



Model 4710 shown flat



B. Model 4766

New Design!

B. Model 4766 Powermatic® Procedure Table with Gas-Spring Backrest



- 2" High-Density urethane foam vinyl top.
- "Hands Free" foot control adjust height from 26" to 38".
- Includes Paper Dispenser & Cutter.
- Hospital Grade Plug. 110V, 60Hz, 3.5Amps. U.L. Listed.
- New contoured base plate with (4) levelers and satin aluminum trim.
- Gas-spring pneumatic 30" backrest raises to 75° with (1) lever control.

MODEL	LENGTH	WIDTH	HEIGHT
4766	76"	27"	26" - 38"

Model 4767 (not shown) Powermatic® Procedure Table with Power Backrest



- Same as Model 4766 except Power 30" backrest raises to 75° with foot control.

MODEL	LENGTH	WIDTH	HEIGHT
4767	76"	27"	26" - 38"

C. Model 4707 Electric Hi-Lo Treatment Table



- Adjustable height motorized hydraulic cylinders are built into each (4) corner steel leg.
- "Hands Free" foot control activation.
- Apron and shelf are almond laminate.
- Black powder coated legs with levelers.
- 110V, 60Hz, 2.4 Amps.

Upholstery – 17 standard vinyl colors.

MODEL	LENGTH	WIDTH	HEIGHT
4707	72"	30"	27"-37"

Model 4705 (not shown) Crank Hi-Lo Treatment Table



- Same as #4707 except hand crank operation with Fold-away handle.

MODEL	LENGTH	WIDTH	HEIGHT
4705	72"	30"	27"-37"

OPTIONS FOR MODELS 4705, 4707

- *06 – Backrest, adjustable
- *07 – Nose Cutout
- *27 – Paper Dispenser & Cutter Combo
- *99L – Left Hand Table Model



C. Model 4707

Shown in left hand view with options:
06 – Backrest
27 – Paper Cutter & Dispenser



A. Model 4790 with Drop-Away "Open"
05 – Headrest is now standard.

Common Features

ECHO-SCAN™ ECHOCARDIOGRAPH TABLES MODELS 4790, 4892:



- 3" High-Density urethane foam top.
- 10" wide x 12" deep drop-away section on durable piano hinge.
- Sliding latch activates drop-away section.

COLORS:

Upholstery – 17 standard vinyl colors
(FOLD OUT FRONT COVER)

A. Model 4790 Powermatic® Echo-Scan™ Table



SPECIAL FEATURES:

- Two direct-drive synchronized satin aluminum lift mechanisms.
- Power height adjustment from 20" wheelchair height to 29" high.
- "Hands-Free" foot control.
- Hospital grade plug.
- 110V, 60 Hz, 2.8 Amps. U.L. Listed.
- Includes 05 Headrest.

MODEL	LENGTH	WIDTH	HEIGHT
4790	76"	27"	20"-29"



Model 4790 with Drop-Away "Closed"
Shown with option: 074 - 4" Locking Casters (not intended for patient transport), 27 – Paper Dispenser & Cutter



B. Model 4892 with Drop-Away "Open"

B. Model 4892 Echo-Scan™ Table

SPECIAL FEATURES:

- Two laminated solid panel legs.
- Convenient laminate storage shelf.
- Folkstone Gray laminate finish.

MODEL	LENGTH	WIDTH	HEIGHT
4892	76"	27"	31"

OPTIONS

FOR MODELS 4790, 4892

- *04 – Table Safety Strap
- *05 – Headrest, manually adjustable (4892 only)
- 27 – Paper Dispenser & Cutter Combo
- 36 – Wedge Pillow (see page 45)
- *074 – (4) 4" locking casters (4790 only) (adds 4" to unit height)

*FACTORY INSTALLED

SEE PAGE 4

Common Features

SMART CARTS™ & BEDSIDE CABINETS—
MODELS 9018, 9029, 9038:



- Top laminate surface: 17" W x 17½" D.
- All cabinets have 3mm high impact edging.
- Easy clean polystyrene Drawer interiors with rounded inside corners.
- 4" Satin Finish wire drawer pulls with Oak cabinet, or Black nylon wire pulls with Gray cabinet.
- 2½" twin wheel hooded swivel Nylon Casters on all Mobile models.
- Ships fully assembled.

COLORS:

Laminate – Natural Oak or Folkstone Gray.
Optional 5904 Wild Cherry & 7909 Fusion Maple (9038-20 Only)

A. Model 9038-20-346



Close up of 3mm edging.

Model 9018-20 Mobile Cabinet (not shown)

- (1) 5½" drawer & (1) hinged door.
- Includes (1) 11½" deep adjustable shelf.

MODEL	LENGTH	WIDTH	HEIGHT
9018-20-346	18½"	18½"	30"
9018-20-927	18½"	18½"	30"

B. Model 9018-10 Stationary Bedside Cabinet

- (1) 5½" Drawer & (1) hinged door.
- Use as bedside or storage cabinet.
- Includes (1) 11½" deep adjustable shelf.

MODEL	LENGTH	WIDTH	HEIGHT
9018-10-346	18½"	18½"	28"
9018-10-927	18½"	18½"	28"

B. Model 9018-10-346



A. Model 9038-20 Mobile Cabinet

- (2) 5½" Drawers & (1) 8½" deep Drawer.

MODEL	LENGTH	WIDTH	HEIGHT
9038-20-346	18½"	18½"	30"
9038-20-927	18½"	18½"	30"
9038-20-5904	18½"	18½"	30"
9038-20-7909	18½"	18½"	30"

C. Model 9029-24 Mobile Cart

- Accommodates EKG or compact modality equipment.
- Available only in Folkstone Gray.
- Drop lid Door & open storage.

MODEL	LENGTH	WIDTH	HEIGHT
9029-24-927	18½"	18½"	30"

C. Model 9029-24-927



CARTS & CABINETS NOW STANDARD WITH 3MM EDGING

- High impact edging for increased product durability.
- All edges are trimmed and buffed which eliminates sharp corners.
- All finished edges are 3mm and will not peel.



Scan for more info on 3mm edging

D. Model 9029-8 Mobile Cabinet

- (1) 5½" Drawer
- Open storage.

MODEL	LENGTH	WIDTH	HEIGHT
9029-8-346	18½"	18½"	30"
9029-8-927	18½"	18½"	30"

D. Model 9029-8-927



See page 90 for additional wider/taller carts

Common Features

AUXILIARY EQUIPMENT —
MODELS 2180, 2181, 2182,
2188, 2189, 3400



- Durable and functional equipment.
- Offers superior performance and value at an economical cost.
- Shipped ready-for-assembly.



A. Model 2180



A. Model 2180 “Full Spectrum” Mobile Lamp

- 12" L flexible gooseneck arm on 12" L adjustable telescoping tube.
- Inner and outer shade dissipates heat.
- 5-leg “anti-tip” black composite base with (5) 2" dia. twin-wheel casters.
- 3 wire grounded plug, UL 153.
- Includes 60W “full spectrum” bulb.

MODEL	BASE DIA.	HEIGHT
2180	23"	33" - 61"



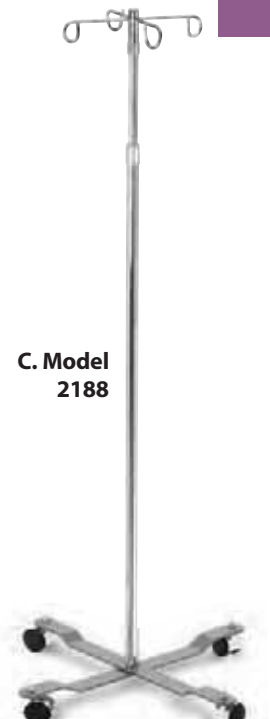
B. Model 2182



B. Model 2182 Gooseneck Lamp

- 12" L flexible gooseneck arm on 12" L adjustable telescoping tube.
- Inner and outer shade dissipates heat.
- Heavy plated steel base.
- 3 wire grounded plug, UL 153.
- Accommodates 60 watt bulb, not included.

MODEL	BASE DIA.	HEIGHT
2182	10 1/2"	32" - 60"



C. Model 2188

C. Model 2188 4-Hook IV Pole

- 4-Hook detachable top cap with push button release.
- 4 Leg “anti-tip” steel base equipped with (4) 2" diameter twin-wheel nylon casters.
- Pole height adjusts from 49" to 85"H.

MODEL	WIDTH	DEPTH	HEIGHT
2188	18"	18"	49" - 85"

D. Model 2181 Mayo Tray Stand

- Plated steel single post and “U” Base with (2) casters for mobility.
- Removable Stainless Steel Tray 19" x 12 5/8".
- Tray height adjusts from 32" to 50".

MODEL	WIDTH	DEPTH	HEIGHT
2181	18 1/2"	24"	32" - 50"



D. Model 2181

E. Model 2189 Mobile Hamper Stand

- Plated steel frame accommodates 36 to 42 gallon bags (not included).
- “Hands-free” metal Foot Pedal raises the white, poly-coated steel hamper lid.

MODEL	WIDTH	DEPTH	HEIGHT
2189	18"	19 1/2"	38"



E. Model 2189

F. Model 3400 Over Bed Table

- Silver Vein powder coated steel frame & base.
- Oak laminate top 30"x 15" with black edging.
- Simple “one touch” adjustment to raise/lower top from 28" to 45" H.
- (4) 2" diameter hooded casters, 2 locking.

MODEL	LENGTH	WIDTH	HEIGHT
3400	30"	15"	28" - 45"



F. Model 3400

AIR-LIFT STOOLS



Common Features

AIR-LIFT STOOLS —
MODELS 2113, 2123, 2133, 2143:



- 16" diameter seat, 3½" thick foam.
- Durable 5-leg, black composite base meets BIFMA and ANSI standards.
- (5) 2" Twin wheel black nylon casters.

COLORS:

17 standard vinyl colors available.

(FOLD OUT FRONT COVER)

A. Model 2113

- Hand control pneumatic height adjustment with "D" chrome handle.



MODEL	DIAMETER	HEIGHT
2113	16"	20" - 27"

B. Model 2123

- Same as Model 2113 but with padded Backrest 10" high x 15" wide.

MODEL	DIAMETER	HEIGHT
2123	16"	20" - 27"

2123-706 or 2123-709



C. Model 2133

- Foot Control pneumatic height adjustment.
- Sterile, hygienic "hands free" operation.

MODEL	DIAMETER	HEIGHT
2133	16"	20" - 27"

2133-706 or 2133-709



D. Model 2143

- Same as Model 2133 but with padded Backrest 10" high x 15" wide.

MODEL	DIAMETER	HEIGHT
2143	16"	20" - 27"

2143-706 or 2143-709



E. Model 2150

5-Caster Revolving Stool



- Adjustable worm gear height range of 6½".
- Top rotates without height change.
- (5) 2" Twin wheel caster base offers greater stability.
- Available in 17 standard vinyl colors.

MODEL	DIAMETER	HEIGHT
2150	16"	21" - 27½"

F. Model 2116

Revolving Stool



- Chrome steel with round foot ring.
- (4) 2" Twin wheel black nylon casters.
- Rotate stool top to adjust height.
- Available in 17 standard vinyl colors.

MODEL	DIAMETER	HEIGHT
2116	16"	18" - 24"

G. Model 2300

P.T. "Scooter" Stool



- 14" x 14" padded gray vinyl seat.
- Fixed height of 18" high.
- (4) 2" Twin wheel black nylon casters.

MODEL	SEAT	HEIGHT
2300	14" x 14"	18"

E. Model 2150



F. Model 2116



G. Model 2300



A. Model 2153 Economy Air-Lift Stool



- Single lever height Control Handle.

MODEL	DIAMETER	HEIGHT
2153	16"	20" - 27"
2153-S <i>New Product!</i>	16"	17" - 22"



A. Model 2153



B. Model 2157-S

B. Model 2157 Economy Air-Lift Stool



- 360° circular ring Control Handle.

MODEL	DIAMETER	HEIGHT
2157	16"	20" - 27"
2157-S <i>New Product!</i>	16"	17" - 22"

Common Features

"CHOICE LINE™" AIR-LIFT STOOLS
MODELS 2153, 2157:



- Hand operated air-spring pneumatic height adjustment.
- 16" diameter seat, 3½" thick foam.
- (5) 2" Twin wheel black nylon casters.
- Durable 5-leg, black composite base.

COLORS: (FOLD OUT FRONT COVER)

Upholstery – 17 standard vinyl colors.

OPTIONS FOR MODELS 2153, 2157

- *L – Debossed Logo
Only available in PROFORM colors.
A900 6" plate for top debossing.
Scan QR code for more info on Logo Stools.



6" Logo Stool Top

*FACTORY INSTALLED

SEE PAGE 83

C. Model 2151 Heavy-Duty Air-Lift Stool



- Heavy-duty Pneumatic Lift with "D" chrome Control Handle.
- 16" Diameter Seat, 3½" thick foam seat.
- 4" stroke cylinder.
- Durable Aluminum 5-Leg Base.
- (5) 2½" Twin wheel gray nylon casters.
- Heavy-duty 400 lb. weight capacity.
- Available in 17 standard vinyl colors.

MODEL	DIAMETER	HEIGHT
2151	16"	20"-24"

D. Model 2154 "Dual" Foot & Hand Operated Stool



- Pneumatic Stool has BOTH Foot & Hand Controls for foot or hand operation.
- 5" stroke cylinder.
- Includes 360° ring Hand Control & circular Metal Foot Control.
- Durable 5-leg Polished Aluminum Base .
- (5) 2" Twin wheel black nylon casters.
- Available in 17 standard vinyl colors.

MODEL	DIAMETER	HEIGHT
2154	16"	19"-24"

E. Model 2156-707 Economy Air-Lift Stool with Backrest



- Padded backrest, 10" high x 15" wide.
- Air-spring pneumatic height adjustment.
- 360° circular ring Control Handle.
- Durable 5-leg, black composite base.
- 16" diameter seat, 3½" thick foam.
- (5) 2" Twin wheel black nylon casters.
- Black vinyl upholstery.

MODEL	DIAMETER	HEIGHT
2156-707	16"	20" - 27"

C. Model 2151



D. Model 2154



E. Model 2156-707



A. Model 2165
Oak Bariatric Arm Chair



FEATURES:

- Ergonomic design with 500 lb. weight capacity.
- Natural finish American Oak frame and arms with catalyzed lacquer water protection.
- Seat dimensions: 28" W x 19" D x 19" H.
- Sturdy dowel and glue construction.
- Navy Blue vinyl is stocking color.

MODEL	WIDTH	DEPTH	HEIGHT
2165	30"	24"	33"

A. Model 2165



B. Model 2169



B. Model 2169
Oak Hip Chair



FEATURES:

- Natural finish American Oak frame and arms with catalyzed lacquer water protection.
- Sturdy dowel and glue construction.
- Seat is 22¾"W x 18"D x 26½"H.
- Oak Footrest is 7½"H x 3½"D.
- Navy Blue vinyl is stocking color.

MODEL	WIDTH	DEPTH	HEIGHT
2169	24½"	24"	41½"

C. Model 2158
Arm Chair



FEATURES:

- Black epoxy steel frame.
- Upholstered seat and backrest.
- Black polypropylene armrest supports.

COLORS: (FOLD OUT FRONT COVER)

17 standard vinyl colors available.

MODEL	WIDTH	DEPTH	SEAT HT
2158	17"	18"	19"

C. Model 2158



D. Model 2159
Economy Side Chair



FEATURES:

- Black epoxy steel frame.
- Upholstered seat and backrest.
- Color coordinate side chair to stool or table.

COLORS: (FOLD OUT FRONT COVER)

17 standard vinyl colors available.

MODEL	WIDTH	DEPTH	SEAT HT
2159	17"	18"	19"

D. Model 2159



E. Model 2160
Pneumatic Lab Stool



FEATURES:

- 16" diameter seat, 3 ½" thick foam.
- Pneumatic hand control operation.
- Includes padded Backrest and Foot Ring.
- Aluminum (5) leg stationary base.
- Black vinyl upholstery.

MODEL #	DIAMETER	HEIGHT
2160	16"	22½" - 32½"

E. Model 2160



Common Features

BLOOD DRAWING CHAIRS — MODELS 2191, 2196:

- Designed to save time and increase efficiency.
- Gray powder-coated steel frame.
- One-piece contoured Black polypropylene seat 16"W x 16"D x 18"H.
- Armrests are interchangeable and can be set up for left or right hand use.
- One Armrest pivots 360°. The other Armrest is non-pivoting.
- Both Armrests have 10" height range.
- Easy-to-clean Gray laminate finish.
- Shipped ready-to-assemble.

A. Model 2191 Blood Chair – Standard Height



SPECIAL FEATURES:

- Seat is comfortable 19" height.
- Both Armrests adjust from 26" to 36" high with control knobs.

MODEL	LENGTH	DEPTH	HEIGHT
2191	29"	18"	19"

B. Model 2196 Blood Chair with Drawer



SPECIAL FEATURES:

- Same as Model 2191 but equipped with (1) polystyrene supply drawer. 8"W x 19"D x 3½"H.

MODEL	LENGTH	DEPTH	HEIGHT
2196	37½"	18"	19"

A. Model 2191



B. Model 2196



C. Model 2198



C. Model 2198 Bariatric Blood Chair



SPECIAL FEATURES:

- Extra-wide 24½" x 18½" deep x 22" high Black vinyl padded seat and backrest.
- "Flip-up" L-shaped, padded right hand Armrest folds upright 100° for convenient patient access. Folds down flat in use.
- Left Armrest is non-folding. Armrests are not interchangeable. Only available as shown.
- Both armrests are adjustable in height from 27" to 36" high with easy-to-use control knobs.
- Gray powder coated steel legs and frame
- Black vinyl is stocking color.

MODEL	WIDTH	DEPTH	HEIGHT
2198	34"	29"	37½"

D. Models 2000, 2002

Foot Stools



- Durable and attractive Silver Vein powder-coated steel finish.
- Anti-slip treaded 14" x 11" step.
- Metal tubular legs with safety tips.

MODEL	LENGTH	WIDTH	HEIGHT
2000	14"	11"	9"
2002	Same but packed (2) per carton		

D. Model 2000



E. Models 2030, 2032

Foot Stools with Safety Handrail



- Same as Model 2000 but with handrail.
- 33"H steel handrail snaps in without tools.

MODEL	LENGTH	WIDTH	HEIGHT
2030*	14"	11"	33"
2032	Same but packed (2) per carton		

*Platform is 9" high

E. Model 2030



F. Models 2216-346, 2216-927 Laminate Foot Stools



- Heavy duty, laminate wood construction in 346 Oak or 927 Folkstone Gray.
- Large 20" x 16" non-slip tread step.

MODEL	LENGTH	WIDTH	HEIGHT
2216-346	20"	16"	8"
2216-927	20"	16"	8"

F. Model
2216-927



F. Model
2216-346



SEE BARIATRIC FOOT STOOLS ON PAGE 34.

Common Features

**BARIATRIC FOOT STOOLS —
MODELS 2018, 2038**



- Heavy duty 1000 lbs. weight capacity.
- Durable, maintenance-free, powder-coated Silver tone finish.
- Footprint of anti-tip base is 25" x 20".

A. Model 2018 Bariatric XL Safe Step

SPECIAL FEATURES:

- Light weight for easy use – ONLY 6½ lbs.
- All-aluminum welded construction with Anti-Tip wide base.
- Anti-Slip treaded, extra-large 19" x 15" x 8"H platform with rubber angled leg tips.
- MRI SAFE...non-ferrous and non-magnetic.

MODEL	LENGTH	WIDTH	HEIGHT
2018	19"	15"	8"

A. Model 2018



B. Model 2038 Bariatric XL Safe Step with Handrail

SPECIAL FEATURES:

- Weighs only 10½ lbs. for ease of use.
- Heavy duty tubular aluminum 15" x 19" x 8" high platform with unique anti-tip design.
- 36" High sturdy steel safety handrail snaps in without tools.
- Anti-slip gripper strips & rubber angled leg tips.

MODEL	LENGTH	WIDTH	HEIGHT
2038	19"	15"	36"*

*Platform is 8" high

B. Model 2038



C. Model 2010



C. Model 2010 Bariatric Footstool

- Durable 1" bent steel tubing in maintenance-free Silver Vein finish with safety tips.
- 9" High non-skid "anti-slip" ribbed platform.
- Legs are cross-braced to accommodate up to 500 lbs.

MODEL	LENGTH	WIDTH	HEIGHT
2010	14"	10"	9"

D. Model 2218



D. Model 2218 Bariatric 2-Step Laminate Footstool

- Heavy-duty 500 lb. capacity wood construction in Natural Oak laminate.
- (2) 4" high steps with safety "anti-slip" treads. First step is 12" deep; top step is 16" deep. Bottom step is detachable if necessary.
- BriteStep 3mm yellow edging.

MODEL	LENGTH	WIDTH	HEIGHT
2218	28"	24"	8"



E. Model 4074

E. Model 4074 Extra-Wide Bariatric Treatment Table



- 3" extra-thick High-Density urethane foam top for bariatric use.
- Extra-wide 34" x 78" long upholstered top.
- Reinforced Oak laminated wood construction can accommodate patients up to 800 lbs.
- (3) Storage cabinets, each with laminate interiors and (1) adjustable shelf.
- Doors have concealed, self-closing, Euro-hinges.

COLORS:

Laminate – Natural Oak
Upholstery – 17 standard vinyl colors.
(FOLD OUT FRONT COVER)

MODEL	LENGTH	WIDTH	HEIGHT
4074	78"	34"	30"

OPTIONS FOR MODEL 4074

27 – Paper Dispenser & Cutter Combo

A. Model 4795
Bariatric Hi-Lo Treatment
Table with Power Backrest



FEATURES:

- Extra-wide 32" top accommodates larger patients up to 600 Lbs.
- Power height motorized elevation from 21" wheelchair height to 30" high.
- Two direct-drive synchronized lift actuators provide unsurpassed power.
- Motorized Power Backrest elevates 0° to 75° for ease of patient positioning.
- Convenient Hand Control operation.
- 2" High-Density urethane foam top for patient comfort.
- Black laminate frame and base plate, with aluminum trim and levelers.
- Hospital grade plug.
- 110V, 60Hz, 3.5 Amps. U.L. Listed.

COLORS:

Upholstery – 17 standard vinyl colors.
 (FOLD OUT FRONT COVER)

MODEL	LENGTH	WIDTH	HEIGHT
4795	78"	32"	21" - 30"

OPTIONS

FOR MODELS 4086, 4795

27 – Paper Dispenser & Cutter Combo

SEE PAGE 4



A. Model 4795



Model 4795 shown in flat position

B. Model 4086
Bariatric Treatment Table



FEATURES:

- (6) high pressure laminate legs and a sturdy plywood sub-top.
- H-Brace with full width laminate shelf. 4" clearance under shelf.
- 2" High-Density urethane foam top.

COLORS:

Laminate – Natural Oak

Upholstery – 17 standard vinyl colors.
 (FOLD OUT FRONT COVER)

MODEL	LENGTH	WIDTH	HEIGHT
4086	78"	30"	26"

For 31" Height model – see A9087 (page 87)



B. Model 4086

A. Model 4797 Econo Bariatric Hi-Lo Treatment Table with Power Backrest



FEATURES:

- Extra-wide 32" top accommodates larger patients up to 600 lbs.
- Power height motorized elevation from 22" to 31" high.
- Two direct-drive synchronized lift actuators provide unsurpassed power.
- Motorized Power Backrest elevates 0° to 75° for ease of patient positioning.
- Convenient Foot Control operation.
- 2" High-Density urethane foam top for patient comfort.
- Black laminate frame and base plate, with aluminum trim and levelers.
- Hospital grade plug.
- 110V, 60Hz, 1.3 Amps.
- OPTION: 27 Paper Dispenser & Cutter Combo

COLORS:

17 standard vinyl colors available.

(FOLD OUT FRONT COVER)

MODEL	LENGTH	WIDTH	HEIGHT
4797	78"	32"	22" - 31"

New Product!



A. Model 4797

B. Model 6065 Electric Hi-Lo Bo-Bath Table



FEATURES:

- 500 lb. Patient weight capacity.
- Combination Treatment Table and Mat Table.
- Large 40" wide x 76" long 1½" firm density foam gray upholstered top with radius seamless corners.
- 27" long x 40" wide adjustable Head/Backrest elevates up to 74° with sturdy friction locking device and dual release handles.
- Motorized height adjustment from 18" wheelchair height to 37"H.
- Equipped with (4) 3" swiveling locking casters.
- 110V, 60 Hz, 1.8 Amps.

MODEL	LENGTH	WIDTH	HEIGHT
6065	76"	40"	18" - 37"



B. Model 6065

B

SELECT FROM A VARIETY OF BARIATRIC PRODUCTS

4723



SEE PAGE 13

4416



SEE PAGE 19

4795



SEE PAGE 35

2038



SEE PAGE 34

6045



SEE PAGE 39

1429



SEE PAGE 43

6185



SEE PAGE 62

1386



SEE PAGE 71

1564



SEE PAGE 78

**C. Model 6053
3-Section Hi-Lo Multi-Position
Treatment Table**



FEATURES:

- Multi-position table can be used for a wide variety of therapy and treatment functions.
- 76"L x 27"W 3-section 1½" firm density gray vinyl top features contoured face/nose cutout in head section.
- Motorized height adjustment from 19" wheelchair height to 37"H.
- "Hands-free" Foot Control operation.
- Adjustable head section, 15" x 27", raises up to 45° and lowers down to 90° below horizontal.
- 22"L x 27"W middle seat section is stationary
- 39"L x 27"W Leg/Backrest section raises easily up to 73° with sturdy friction locking device and dual release handles.
- Top sections have welded steel support frames.
- Includes (4) 3" diameter swiveling casters with locking brakes.
- 110V, 60 Hz, 1.8 amps. U.L. Listed.

MODEL	LENGTH	WIDTH	HEIGHT
6053	76"	27"	19" - 37"



C. Model 6053

A. Model 6020-709



B. Model 6040-709



Common Features

TILT TABLES — MODELS 6020-709, 6040-709, 6056-709:



- Gray vinyl upholstery.
- 2" High-Density urethane foam top.
- Tilt angle indicator from 0° to 90°.
- Three extra-wide safety straps.
- Set of (4) 4" locking casters.
- Heavy duty steel frame is powder coated in neutral cream finish.
- 3½" clearance under frame.*
- Designed for rehab & therapy.
- Not designed for cardiac testing.

A. Model 6020-709 Manual Crank Tilt Table



- Manual crank tilt mechanism locks in at any angle. Crank handle is removable.
- Fixed table height is 33" high.
- Removable padded footboard.

MODEL	LENGTH	WIDTH	HEIGHT
6020-709	78"	28"	33"

OPTIONS

FOR MODELS 6020-709, 6040-709, 6056-709

- 6026** – Additional Safety Strap
- *077** – (4) 6" casters increase height and clearance by 2"

B. Model 6040-709 Electric Tilt Table



- Heavy duty electrical tilt mechanism.
- Pneumatic hand control operable from either side of table.
- Fixed table height is 33" high.
- Removable padded footboard.
- Tilts from horizontal to 90° at fixed rate of speed of 3° per second.
- Limit switches.
- Hospital grade plug.
- 110V, 60 Hz, 3 Amps.

MODEL	LENGTH	WIDTH	HEIGHT
6040-709	78"	28"	33"

C. Model 6056-709



C. Model 6056-709 Electric Hi-Lo Tilt Table

SPECIAL FEATURES:

- (2) Heavy duty motors independently operate height and tilt.
- Electrical Hi-Lo motorized lift from 25" to 39" high.
- Electrical tilt mechanism 0° to 90°.
- Pneumatic hand control is accessible from either side of the table.
- (2) Patient support handles.
- Stainless steel fixed footboard.
- Limit switches.
- Hospital grade plug.
- 110V, 60 Hz, 3 Amps.

MODEL	LENGTH	WIDTH	HEIGHT
6056-709	78"	28"	25"- 39"

Model 6058 elevates to 33" high



Model 6058 lowers to 19" for wheelchair transfer



A. Model 6058

**A. Model 6058
Wheelchair Accessible
Hi-Lo Tilt Table**



FEATURES:

- Unique wheelchair accessible design is ideal for rehabilitation or nursing home use.
- Electric operated actuators provide quick and smooth control of the Tilt and Height adjustments.
- Electric Hi-Lo lift mechanism adjusts from 19" low wheelchair height to 33" high.
- Tilts from horizontal to 90°. Unit must be raised to maximum height before tilting.
- Easy-to-read tilt angle indicator on both sides.
- Pivoting Footboard with rubber tread. Angle of the Footboard tilt is adjustable with spring loaded dual controls.
- "Hands-free" Foot Control operation.
- Includes unique Emergency Tilt Release Handle that manually lowers tilted table back to horizontal position.
- Comfortable 76" x 26" cushioned top is available in Dove Gray Vinyl.
- (3) safety straps with "hook and loop" closures.
- (4) 3" dia. swiveling locking casters.
- Heavy-duty steel frame is cream powder coated epoxy finish.
- 110V, 60Hz. 3.5 amps. Hospital Grade Plug.
- Not designed for cardiac testing use.

MODEL	LENGTH	WIDTH	HEIGHT
6058	76"	26"	19"-33"

**B. Model 6045-709
Bariatric Electric Tilt Table**

FEATURES:



- Electric Tilt Mechanism with heavy-duty motor for up to 500 lb. patients.
- Tilt indicator displays angle of tilt 0° to 90°.
- Extra-wide 34" x 77" long top upholstered in 709 Gray vinyl with 2" thick High-Density urethane foam.
- 23" extra-wide x 18" deep fixed foot board.
- Three extra-long patient safety straps.
- Fixed table height of 33".
- Hand Control operable from either side of the table.
- Set of (4) 3" locking casters.
- Heavy-duty gauge steel frame is powder coated in neutral cream finish.
- 3.5" clearance under frame.
- 110V, 60 Hz, 3.5 Amps.
- Hospital grade plug.

MODEL	LENGTH	WIDTH	HEIGHT
6045-709	77"	34"	33"



B. Model 6045-709

A. Model 1440-57-113



Common Features

DUAL LIFT POWERMATIC® MAT PLATFORMS — SERIES 1440, 1449:



- Power height adjustment from 19" wheelchair access height to 28"H.
- Two direct drive, synchronized lift mechanisms for unsurpassed power.
- Tear resistant, seamless nylon-reinforced vinyl upholstered top with 2" High-Density urethane foam padding for comfort and rounded corners for safety.
- "Hands-Free" foot control.
- Hospital grade plug.
- 110V, 60Hz, 2.8 Amps. U.L. Listed

A. Series 1440 Dual Lift Powermatic® Mat Platforms




MODEL	WIDTH	LENGTH	HEIGHT
1440-46-113	4'	6'	19" - 28"
1440-46-119	4'	6'	19" - 28"
1440-47-113	4'	7'	19" - 28"
1440-47-119	4'	7'	19" - 28"
1440-57-113	5'	7'	19" - 28"
1440-57-119	5'	7'	19" - 28"
1440-68-113	6'	8'	19" - 28"
1440-68-119	6'	8'	19" - 28"

COLORS:

Laminate – Black laminate base with satin aluminum trim and levelers.

UPHOLSTERY – 113 BLUE OR 119 GRAY



SPECIAL ORDER TOP COLORS




You must specify upholstery color with order.

Model 1440-47-119



B. Model 1449-57
 Shown with option:
 3002-57 – Mat



**C. 3002-57 Mat attached with
 VELCRO® brand fasteners**

B. Series 1449
Dual Lift Powermatic® Mat
Platforms with Black Laminate Tops



- Will accommodate 2" thick reversible, removable mat, ordered separately. See #3002 below.
- Black laminate rimless subtop.
- Power height adjustment from 19" wheelchair access height to 28"H.
- Two direct drive synchronized lift mechanisms for unsurpassed power.
- "Hands-free" foot control.
- Hospital grade plug.
- 110V, 60Hz, 2.8 Amps. U.L. Listed

MODEL	WIDTH	LENGTH	HEIGHT	OPT.PAD
1449-46	4'	6'	19"-28"	3002-46
1449-47	4'	7'	19"-28"	3002-47
1449-57	5'	7'	19"-28"	3002-57
1449-68	6'	8'	19"-28"	3002-68

C. Series 3002
Platform or Floor Mats



- Nylon-reinforced vinyl mat with 2" thick 100 I.L.D. urethane foam padding.
- (4) handles for easy moving and hanging.

COLORS:

Reversible – Blue on one side, Gray on the other with a Gray 2" border.

MODEL	WIDTH	LENGTH	HEIGHT
3002-46	4'	6'	2"
3002-47	4'	7'	2"
3002-57	5'	7'	2"
3002-68	6'	8'	2"

D. Series 3042
Folding Floor Mats



- Accordion folding, 2' wide panels.
- 2" extra-firm foam.
- Nylon-reinforced vinyl cover.
- Easily joined to other mats with Velcro® brand fasteners on mat ends.
- Two-tone Blue and Gray.

MODEL	WIDTH	LENGTH	HEIGHT
3042-46	4'	6'	2"
3042-48	4'	8'	2"



C. Model 3002-47



D. Model 3042-46

MAT PLATFORMS

A. Model 1441-47-113



A. Series 1441 Econo Electric Hi-Lo Mat Platforms

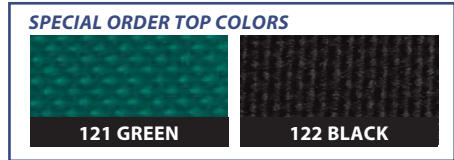


FEATURES:

- Power height adjustment from 20" wheelchair height to 29"H.
- Two direct drive, synchronized lift mechanisms for greater power. 600 lbs. patient lift capacity.
- Tear resistant, seamless nylon-reinforced vinyl upholstered top with 2" High-Density urethane foam padding for comfort and rounded corners for safety.

- Sturdy black laminate base with leveling legs.
- "Hands-Free" foot control.
- 110V, 60Hz, 1.3 Amps. Hospital grade plug.

MODEL	WIDTH	LENGTH	HEIGHT
1441-47*	4'	7'	20"-29"
1441-57*	5'	7'	20"-29"



B. Model 1425-68-119



B. Series 1425 Crank Hydraulic Mat Platforms



FEATURES:

- Durable, super-strength crank hydraulic system can lift 750 lbs. from 20" wheelchair height to 30" high.
- Easy-to-use hand crank height adjustment with fold away handle.
- Hydraulic cylinders are built into each (4) corner steel leg.
- Seamless reinforced vinyl is tear resistant.
- Steel frame is durable black powder coated finish.

- 2" High-Density urethane foam top.
- Legs have levelers for uneven floors.
- 4-Leg "Open" design is patient sling-lift accessible on all four sides.

MODEL	WIDTH	LENGTH	HEIGHT
1425-46*	4'	6'	20"-30"
1425-47*	4'	7'	20"-30"
1425-57*	5'	7'	20"-30"
1425-68*	6'	8'	20"-30"

Shown with optional Bolsters (see page 46)

**You must specify upholstery color with order.*



A. Model 1427-57-121



Patient lift can be used with 1425, 1427 and 1429 platforms.

Common Features

MAT PLATFORMS — SERIES 1427, 1429:



- Extremely stable lift system elevates from 20" wheelchair height to 30" high.
- "Hands-Free" Foot control.
- Seamless nylon-reinforced vinyl is wear and tear resistant.
- 2" High-Density urethane foam vinyl top.
- Steel frame and 4 corner legs have durable black powder coat finish.
- Legs have levelers for uneven floors.
- 4-Leg "Open" design is patient sling-lift accessible on all four sides.

COLORS: (SEE PAGE 42)

Upholstery – 113 Blue, 119 Gray, 121 Green, 122 Black

**You must specify upholstery color with order.*

A. Series 1427 Bariatric Mat Platforms



SPECIAL FEATURES:

- Electrically activated hydraulic cylinders are built into each (4) corner steel leg.
- Motorized lift system can securely lift 750 lbs. from 20" wheelchair height to 30" high..
- "Hands-Free" foot control operation.

MODEL	WIDTH	LENGTH	HEIGHT
1427-46* <i>New Product!</i>	4'	6'	20"-30"
1427-47*	4'	7'	20"-30"
1427-57*	5'	7'	20"-30"
1427-68*	6'	8'	20"-30"

B. Series 1429 Bariatric 1100 lb. Capacity Heavy-Duty Mat Platform



SPECIAL FEATURES:

- Electrically activated hydraulic cylinders are built into each (4) corner steel leg.
- Motorized lift system can securely lift 1100 lbs. from 20" wheelchair height to 30" high.
- Static load tested to 4400 lbs.
- Seamless nylon reinforced vinyl is tear resistant.
- Plywood reinforced subtop for added strength.

MODEL	WIDTH	LENGTH	HEIGHT
1429-57	5'	7'	20"-30"
1429-68	6'	8'	20"-30"

B. Model 1429-68-113





A. Model 1412-47-346-122

Common Features

UPHOLSTERED MAT PLATFORMS —
MODELS 1412, 1420, 1421:



- 2" High-Density urethane foam.
- Upholstered in seamless heavy duty, tear-resistant nylon-reinforced vinyl.
- High pressure laminate finish on all exterior surfaces.
- 18" height is convenient for therapist and wheelchair accessible for patient.

COLORS:

Laminate – 346 Natural Oak or
927 Folkstone Gray

Upholstery – 4 nylon-reinforced vinyl colors.

**You must specify laminate and upholstery color with order.*


A. Series 1412 Upholstered Mat Platforms

SPECIAL FEATURES:

- All models have (6) legs for increased strength and stability (1412-46 has 4 legs).

MODEL	WIDTH	LENGTH	HEIGHT
1412-46*	4'	6'	18"
1412-47*	4'	7'	18"
1412-57*	5'	7'	18"
1412-68*	6'	8'	18"

UPHOLSTERY – 113 BLUE OR 119 GRAY



SPECIAL ORDER TOP COLORS



B. Models 1420, 1421 Space Saver Mat Platform

SPECIAL FEATURES:

- Fold-away design saves floor space.
- Sturdy, floor-supported mounting plate.
- Three folding high pressure laminate legs.
- Wall fasteners not included.

MODEL	WIDTH	LENGTH	HEIGHT
1420*	4'	7'	18"
1421*	5'	7'	18"

(projects 8" when closed)



Model 1420-346-119
(folded)



B. Model 1420-346-119

A. Model 1418
Bariatric Space-Saver
Therapy Platform



FEATURES:

- (6) High pressure laminate legs and a sturdy plywood sub-top.
- 2" High-density urethane foam top.
- 1000 lbs. patient weight capacity.
- Laminate: 346 Natural Oak (shown) or 927 Folkstone Gray.
- Upholstery: Choice of (9) Pro-Form™ Vinyl Colors.

MODEL	LENGTH	WIDTH	HEIGHT
1418	78"	30"	18"



A. Model 1418

B. Model 1422
Bariatric Wall Folding
Therapy Platform



FEATURES:

- Fold-away design saves floor space.
- 2" High-density urethane foam top.
- Sturdy, floor-supported wall mounting plate for added strength.
- Projects only 8" when folded.
- 1000 lbs. patient weight capacity.
- Laminate: 346 Natural Oak (shown) or 927 Folkstone Gray
- Upholstery: Choice of (9) Pro-Form™ Vinyl Colors.

MODEL	LENGTH	WIDTH	HEIGHT
1422	78"	30"	18"



B. Model 1422

C. S-201, S-202, S-205, S-206
Econo Mat Platforms



FEATURES:



- Sturdy panel end legs with wear-resistant Folkstone Gray laminate.
- 2" foam standard, 18" height.
- Upholstered in seamless nylon reinforced 113 Blue or 119 Gray.

MODEL	COLOR	WIDTH	LENGTH	HEIGHT
S-201	Blue	4'	7'	18"
S-202	Gray	4'	7'	18"
S-205	Blue	5'	7'	18"
S-206	Gray	5'	7'	18"



C. Model S-205

A. POSITIONING PILLOWS



B. TABLE PILLOWS



A. Positioning Pillows



FEATURES:

- Firm High-Density urethane foam with vinyl sewn covering.

COLORS:

Color for the Positioning Pillows is Medium Blue.

MODEL	TYPE	LENGTH	WIDTH	HEIGHT
30	Round Bolster	24"	6" Dia.	–
31	Round Bolster	24"	8" Dia.	–
33	Cube	12"	8"	3"
34	Cube	12"	8"	6"
36	20° Wedge	18"	24"	6"
37	20° Wedge	32"	20"	12"
38	Cube w/40° edge	32"	10"	12"
39	Cube w/40° edge	32"	20"	12"

B. Table Pillows



- Firm urethane foam with Resist-All™ vinyl upholstery.

COLORS:

Upholstery – 17 standard vinyl colors.
5 PVC-Free urethane colors.

MODEL	TYPE	LENGTH	WIDTH	HEIGHT
32	Full Size Pillow	22"	14"	3"
35	Small Pillow	12"	14"	3"

C. "ANTI-SLIP" BOLSTERS



C. Models 41, 42, 43



"Anti-Slip" Positioning Bolsters

- Firm High-Density urethane foam with Medium Blue vinyl cover.
- Bolsters have "anti-slip" bottom surface that stays in place on mats or tables.

MODEL	TYPE	LENGTH	WIDTH	HEIGHT
41	45° Wedge	16"	8"	8"
42	Half-round	17"	8"	7"
43	20° Wedge	32"	20"	12"

D. Model 3004 Positioning Wedge System



- Versatile wedge system for positioning of children or adolescents.
- Consists of (2) large and (2) small vinyl covered foam wedges with VELCRO® brand fasteners.
- Wedges assemble in a variety of configurations.
- Vinyl color is Medium Blue.

MODEL	LENGTH	WIDTH	HEIGHT
3004	31"	20"	17"
Consists of: (2) Small Wedges	14"	20"	8"
(2) Large Wedges	27"	20"	14"

D. Model 3004



E. Model 3003 Multi-Function Twin Wedge Set



- Two "twin" High-Density urethane foam Wedges covered in Medium Blue vinyl.
- Each 20" x 20" x 10"H Wedge has VELCRO® brand fasteners so Wedges can be attached back-to-back or put together as a Cube.
- Wedges can also be used separately for head, leg or knee support.

MODEL	WIDTH	LENGTH	HEIGHT
3003	20"	20"	10"

E. Model 3003





A. Model 1670



B. Model 1671



C. Model 1672

**A. Model 1670
Portable Triple Mirror**



- (3) high quality, distortion-free, full view glass mirrors with ANSI safety backing.
- Oak laminate frame and finished back.
- Mounted on 2" diameter swiveling casters.
- Viewing angles are easily changed and locked in desired position. Each mirrored panel is 24" wide.

MODEL	WIDTH	DEPTH	HEIGHT
1670	60"(open)	24"(open)	69"

**B. Model 1671
Portable Single Mirror**



- High quality, distortion-free glass mirror with ANSI "shatter-stop" safety backing.
- Oak laminate frame and base.
- Finished oak laminate back.
- Mounted on easy rolling 2" diameter swiveling casters.
- Mirror height provides full body image.

MODEL	WIDTH	DEPTH	HEIGHT
1671	24"	18"	70"

**C. Model 1672
Wall Mounted Mirror**



- High quality, full view, distortion-free glass mirror w/ANSI "shatter-stop" safety backing.
- Oak laminate frame.
- Equipped with mounting cleat for attachment to wall.
- Mirror frame measures 66" x 24". Can be mounted 6" above floor so that overall height is 72".

MODEL	WIDTH	DEPTH	HEIGHT
1672	24"	4"	66"



D. Model S-410
Front View



E. Model S-420
Reverse view

**D. Model S-410
Econo Mirror**



- Full-view glass mirror with ANSI safety backing.
- Gray laminate with (4) 2½" casters.

MODEL	WIDTH	DEPTH	HEIGHT
S-410	24"	18"	70"

**E. Model S-420
Econo Mirror Rack**



- Same as S-410 but with Pegboard back and (11) hooks.

MODEL	WIDTH	DEPTH	HEIGHT
S-420	24"	18"	70"

**Model S-420-100
Accessorized Mirror Rack**



MODEL	CONSISTS OF
S-420-100	(1) S-420 mirror, (1) 5581 Set of (16) Huger Weights

All weights shown must be ordered as accessories

HUGGER WEIGHTS, DUMBBELLS & RACKS

Series 5580 Hugger® Gold-Line Wrist & Ankle Weights



FEATURES:

- Vinyl weights color-coded and weight imprinted for ease of use.
- Extra long 17" strap with hook and loop fasteners allows you to double-strap weight in place for added security.
- Heavy-duty stitching assures greater strength and longevity.
- Extra-large brass hanging grommet.
- All weights 6 lbs. and over have (2) grommets & (2) straps with hook and loop fasteners and (6) vertical pockets.
- All weights are filled with smooth non-absorptive steel pellets for comfort.
- Hugger® weights are hygienically sealed in individual plastic protective packages.
- Hugger® weights are sold individually or in sets.



Model 5580-1

MODEL	LBS.	COLOR
5580-05	½	Tan
5580-1	1	Blue
5580-15	1½	Olive
5580-2	2	White
5580-25	2½	Red
5580-3	3	Gold
5580-4	4	Turquoise
5580-5	5	Black
5580-6	6	Tan
5580-7	7	Blue
5580-75	7½	Orange
5580-8	8	Tan
5580-9	9	Green
5580-10	10	Brown
5580-12	12	Black
5580-150	15	Black
5580-200	20	Tan

Model 5580-75



Each weight is factory sealed.
All weights are sold individually or in sets.

Series 5580 Hugger® Weights



Model 5581 (not shown) Set of 16 Hugger® Weights



Consists of: (2) each of 1 lb., 1½ lb., 2 lb., 2½ lb., 3 lb., 4 lb., 5 lb. and (1) each of 7½ lb. and 10 lb.

MODEL	TYPE
5581	Set of (16) Hugger® Weights

Model 5588 (not shown) Set of 5 Hugger® Weights



Consists of: (1) each of 1 lb., 2 lb., 3 lb., 4 lb., and 5 lb.

MODEL	TYPE
5588	Set of (5) Hugger® Weights

Vinyl Coated Dumbbells



MODEL	LBS.	COLOR
5510-V	1	Pink
5511-V	2	Aqua
5512-V	3	Plum
5513-V	4	Grape
5514-V	5	Teal-Green
5515-V	6	Burnt Orange
5516-V	7	Bluish Green
5517-V	8	Burgundy
5518-V	9	Blue
5519-V	10	Ebony Black

A. Model 5505 Sold as sets or individually



Weight is embossed on each end

Model 5502 (not shown) Set of 6 Vinyl Dumbbells



MODEL	CONSISTS OF
5502	(2) each 1 lb. through 3 lb.

Model 5503 (not shown) Set of 5 Vinyl Dumbbells



MODEL	CONSISTS OF
5503	(1) each 1 lb. through 5 lb.

A. Model 5505 Set of 10 Vinyl Dumbbells



MODEL	CONSISTS OF
5505	(1) each 1 lb. through 10 lb.

A. Model 5555



B. Model 5555-100



A. Model 5555 Economy Wall Dumbbell Rack

- Black powder coated metal wire rack attaches easily to any wall.
- (10) hooks are graduated in size to hold 1 to 10 lb. vinyl coated Dumbbells.

MODEL	HEIGHT	WIDTH	DEPTH
5555	53 1/4"	10"	3 1/2"

B. Model 5555-100 Accessorized Wall Dumbbell Rack

MODEL	CONSISTS OF
5555-100	(1) 5555 rack, (1) 5505 set of (10) Dumbbells



C. Model 5576

All weights, dumbbells and bands must be ordered as accessories.

C. Model 5576 Dumbbell Wagon

- Oak laminate finish on all surfaces.
- Upper 34 1/2" x 22 1/2" tray work surface accommodates up to (20) various size Dumbbells.
- Lower storage shelf with vertical divider.
- Can store weights and accessories.
- 3" diameter heavy duty casters.

MODEL	LENGTH	WIDTH	HEIGHT
5576	39"	24"	32"

Model 5576-100 Accessorized Dumbbell Wagon

MODEL	CONSISTS OF
5576-100	5576 with (2) 5505 sets of (10) Dumbbells each

D. Model 5541



Model 5539 (not shown) Set of 3 Exercise Weight Bars

- A series of 1 to 3 lb. easy-to-grip color-coded 36" long weighted bars.
- Ideal for geriatric and nursing home use.
- Features built-in Hanger end cap on one end and Anti-Roll end cap on other end.

MODEL	CONSISTS OF
5539	(1) each 1 lb., 2 lbs., 3 lbs.

D. Model 5541 Set of 5 Exercise Weight Bars

- A series of 1 to 5 lb. easy-to-grip color-coded 36" long weighted bars.
- Ideal for rehabilitation exercise activity.
- Features built-in Hanger end cap on one end and Anti-Roll end cap on other end.

MODEL	CONSISTS OF
5541	(1) each 1 lb., 2 lbs., 3 lbs., 4 lbs, 5 lbs.

E. Model 5545



E. Model 5545 "Soft-Ball" Weights, Set of 6

- Each 5" ball can be gripped with one hand.
- PVC exterior, anti-slip, color-coded, inflatable with sealed weight pellets.

MODEL	CONSISTS OF
5545	(1) each 1.1 lbs., 2.2 lbs., 3.3 lbs., 4.4 lbs, 5.5 lbs., and 6.6 lbs.

WEIGHT RACKS



A. Model 5570

A. Model 5570 Weight Rack



- Almond coated pegboard on both front and back side.
- Natural Oak laminate base and frame.
- Includes (11) pegboard safety hooks.
- 2" diameter swiveling easy-rolling casters.

MODEL	WIDTH	DEPTH	HEIGHT
5570	24"	18"	57"

Model 5570-100 Accessorized Weight Rack



MODEL	CONSISTS OF
5570-100	(1) 5570 rack, (1) 5581 Set of (16) Hugger® Weights



B. Model 5565 Front view

B. Model 5565 "Combo" Weight/Dumbbell Mobile Rack



FEATURES:

- Almond pegboard panel on front of rack for storage of optional Hugger® Weights, includes (11) hooks.
- Black laminate panel on back equipped with hooks for (20) dumbbells.
- Oak laminate frame & base.
- 3" diameter swiveling, easy-rolling casters.

MODEL	WIDTH	DEPTH	HEIGHT
5565	24"	18"	57"



Model 5565 Reverse view

All weights and dumbbells shown must be ordered as accessories

Model 5565-100 Accessorized Combo Rack



MODEL	CONSISTS OF
5565-100	5565 Rack, (1) 5581 Set of (16) Hugger® Weights, (2) 5505 Sets of (10) Dumbbells each

Model 5571 Pegboard Hooks



- Set of (11) additional Pegboard Hooks with ball tip ends for safety.

MODEL	LENGTH	QUANTITY
5571	4"	11

Common Features

LATEX-FREE RESISTIVE EXERCISE BANDS:



- For multi-functional exercise use.
- Bands are 50 yds. long x 4" wide. Supplied in dispensing box.
- Available in (5) color-coded resistance levels.
- Non-slip, non-latex elastomer.
- No powder, no odor.
- Use this clinically tested allergen-free safer alternative.

C. Model 5531 Set of (5) REP Bands™

Consists of the following:

LEVEL	COLOR
Extra-Light	Peach
Light	Orange
Medium	Green
Heavy	Blue
Extra-Heavy	Plum

REP Band
Resistive Exercise Products

C. Model 5531



Common Features

COMBINATION WEIGHT RACKS —
MODELS 5560, 5569:



- Almond coated pegboard on front of rack for (16) optional Hugger® weights.
- (11) pegboard safety hooks.
- (10) dumbbell hooks on left side and (10) hooks on right side (total of 20 hooks). Dumbbells are optional.
- Durable Black laminate finish.
- Base plate has bumper “T” molding on all four sides.
- 3” diameter swiveling, easy-rolling casters.

A. Model 5560 Multi-Purpose Combination Rack



SPECIAL FEATURES:

- Built-in dispensers for #5531 set of (5) REP Bands™ (see page 50). Includes scissors.
- Full view distortion-free glass mirror with ANSI “shatter stop” safety backing.

MODEL	WIDTH	DEPTH	HEIGHT
5560	34”	19”	71”

Model 5560-100 Accessorized Multi-Purpose Combination Rack



MODEL	CONSISTS OF
5560-100	(1) 5560 Rack, (1) 5581 Set of (16) Hugger® Weights, (1) 5531 Set of (5) REP Bands™, (2) 5505 Sets of (10) dumbbells each

B. Model 5569 Multi-Purpose Weight/Storage Rack



SPECIAL FEATURES:

- Two-door storage cabinet with lock.
- Doors have 165° self-closing Euro-hinges.
- (2) adjustable shelves and (1) fixed shelf.

MODEL	WIDTH	DEPTH	HEIGHT
5569	30”	24”	61”

Model 5569-100 Accessorized Weight/Storage Rack



MODEL	CONSISTS OF
5569-100	(1) 5569 Rack, (1) 5581 Set of (16) Hugger® Weights, (2) 5505 Sets of (10) dumbbells each

(REP Resistive Exercise Bands™ must be ordered as optional accessory. See page 50).



A. Model 5560 Front view



Full View Posture Mirror

Model 5560 Reverse view

All weights, dumbbells and bands must be ordered as accessories.

B. Model 5569 Front view



Model 5569 Reverse view



4-SIDED WEIGHT RACKS

A. Model 5557 Front view



Model 5557 Reverse view



B. Model 5566 Front view



Model 5566 Reverse view



A. Model 5557 Rotating Weight Rack



- Rotates 360° for ease of use.
- Built-in dispensers for (5) REP Bands™.
- Hooks for (20) Dumbbells.
- Pegboard with (6) hooks for weights.
- Stationary base plate has T-molding.

MODEL	WIDTH	DEPTH	HEIGHT
5557	20"	20"	56"

Model 5557-100 Accessorized Rack



MODEL	CONSISTS OF
5557-100	(1) 5557 Rack, (2) Sets of 5588 Hugger® Weights, (2) 5505 Sets of (10) Dumbbells each, (1) 5531 Set of (5) REP Bands™

B. Model 5566 Econo Weight Rack



- Pegboard with (11) hooks for Hugger® Weights.
- (20) Dumbbell hooks on reverse side of rack.
- Built-in dispensers for (5) REP Bands™.
- Built-in compartment for Weight Bars.
- Black laminate finish. Base plate has T-molding.
- (4) 3" diameter swiveling casters.

MODEL	LENGTH	DEPTH	HEIGHT
5566	30"	18"	59½"

All weights and dumbbells shown must be ordered as accessories

Model 5566-100 Accessorized Rack



MODEL	CONSISTS OF
5566-100	(1) 5566 Rack, (1) 5581 Set of (16) Hugger® Weights, (2) 5505 Sets of (10) each 1 to 10 lb. dumbbells, (1) Set of 5531 Set of (5) REP™ Bands, (1) 5539 Set of (3) Weight Bars (1 lb, 2 lb, 3 lb)



C. Model 5592 Front view



Model 5592 Reverse view



C. Model 5592 Compact Weight Rack



- Pegboard with (11) hooks for Hugger® Weights.
- Built-in dispensers for (5) REP Bands™.
- Hooks to hold (20) Dumbbells.
- Storage compartment for Weight Bars.
- Laminate shelves with (3) plastic Storage Tubs.
- Black laminate finish. Base plate has T-molding.
- (4) 3" diameter swiveling casters.

MODEL	LENGTH	DEPTH	HEIGHT
5592	32"	24"	68"

Model 5592-100 Accessorized Rack

MODEL	CONSISTS OF
5592-100	(1) 5592 Rack, (1) 5581 Set of (16) Hugger® Weights, (2) 5505 Sets of (10) Dumbbells each, (1) 5531 Set of (5) REP Bands™, (1) 5541 Set of (5) Weight Bars, (1) 5545 Set of (6) "Soft-Ball" Hand Weights

Common Features

WEIGHT RACKS – MODELS 5562, 5563:



- Durable Black laminate finish with Oak laminate Door and Drawer fronts.
- Almond coated Pegboard with (11) Safety Hooks for Hugger® Weights.
- Hooks for (20) Dumbbells.
- 3 sets of hooks for optional Weight Bars.
- Built-in dispensers for optional REP Bands™.
- Full view distortion-free glass mirror with ANSI “shatter stop” safety backing.
- 32” x 32” Base Plate has bumper T-molding on all 4 sides.
- 4” dia. twin-wheel, locking casters.

A. Model 5562 Mega-Rack



FEATURES:

- Convenient Drop Lid work counter with lock.
- (3) 8” high laminate Drawers on nylon rollers.
- Built-in dispenser for VELCRO® brand rolls (VELCRO® not included).

MODEL	LENGTH	WIDTH	HEIGHT
5562	32”	32”	72”

Model 5562-100 Accessorized Rack



MODEL	CONSISTS OF
5562-100	(1) 5562 Mega-Rack, (1) 5581 Set of (16) Hugger® Weights, (1) 5531 Set of (5) REP Bands™, (2) 5505 Sets of (10) Dumbbells ea., (1) 5539 Set of (3) Weight Bars

B. Model 5563 “Grand Stand” Storage/ Weight Rack

FEATURES:


- Full height 15” wide Oak laminate Door with lock and self-closing Euro-hinges.
- Laminate cupboard with (5) adjustable laminate shelves.
- 3” high wire basket at top of rack holds miscellaneous supply items.

MODEL	LENGTH	WIDTH	HEIGHT
5563	32”	32”	72”*

*75” Including Wire Basket

Model 5563-100 Accessorized Rack

MODEL	CONSISTS OF
5563-100	(1) 5563 Rack, (1) 5581 Set of (16) Hugger® Weights, (1) 5531 Set of (5) REP Bands™, (2) 5505 Sets of (10) Dumbbells ea., (1) 5539 Set of (3) Weight Bars



A. Model 5562
Front view



Model 5562
Reverse view

All weights and dumbbells shown must be ordered as accessories



B. Model 5563
Front view



Model 5563
Reverse view

A. Model 5556 Mobile Therapy Station



FEATURES:

- Durable laminate finish.
- Top laminate surface is 36" W x 18"D.
- 3mm PVC edging on all exposed edges.
- (5) High Impact polystyrene 18" W drawers.
- 18"W Oak Laminate Door with Lock.
- Grab-bar and durable 4" locking casters for mobile use.
- Hooks for (10) dumbbells.
- Almond coated pegboard with (10) 2" safety hooks for Hugger® Weights.

New Product!



A. Model 5556
Front view



Model 5556
Reverse view

MODEL #	LENGTH	DEPTH	HEIGHT
5556	44"	24"	42"

Model 5556-100 Accessorized Rack



CONSISTS OF

- (1) 5556 Rack, (2) 5503 Sets of (5) Dumbbells,
- (1) 5541 Set of (5) Weight Bars, (2) 5588 Sets of (5) Hugger® Weights.

B. Model 5561-100 Pulley/Mirror Rack



- Built-in #2629 Duplex Pulleys (see page 55).
- Full view glass mirror with ANSI safety backing.
- (2) Dumbbell Racks including (20) Dumbbells.
- Durable black laminate finish on all surfaces.
- Base plate has bumper T-molding and (4) 4" dia. swiveling locking casters.

MODEL	WIDTH	DEPTH	HEIGHT
5561-100	24"	28"	73"



B. Model 5561-100
Front view



Model 5561-100
Reverse view

C. Model 5594 Exercise/Rack Station



- Built-in #2629 Duplex Pulleys. (See pg. 55)
- Vertical Dispenser for (5) REP Bands™
- Storage Bin for (6) "Soft-Ball" Weights.
- Storage for Weight Bars & (3) Plastic Tubs.
- Pegboard for Hugger® Weights with (11) hooks.
- (20) Dumbbell hooks.
- (4) 4" diameter swiveling locking casters.

MODEL	WIDTH	DEPTH	HEIGHT
5594	32"	37"	74"

Model 5594-100 Accessorized Rack

MODEL	CONSISTS OF
5594-100	(1) 5594 Rack with accessories as follows: (1) 5581 Set of (16) Hugger® Weights, (2) 5505 Sets of (10) Dumbbells ea., (1) 5531 Set of (5) REP Bands™, (1) 5541 Set of (5) Weight Bars, (1) 5545 Set of (6) "Soft-Ball" Weights

Weights, dumbbells and other accessories must be purchased separately for Models 5556 & 5594.



C. Model 5594
Front view



Model 5594
Reverse view



Common Features

PULLEY WEIGHTS – MODELS 2626, 2629, 2631



- Superb rehabilitation and exercise device for both wheelchair and ambulatory patients.
- Each wall/ceiling and floor plate is equipped with “smooth action” sets of nylon pulleys.
- “Ergonomic” foam covered handles for enhanced patient comfort.
- Disc weights can be added in 2½ lb. increments up to a maximum of (5) 2½ lb. disc weights per each side. (Total of (10) 2½ lb disc. weights).
- Weight carriers elevate vertically on smooth running vertical stainless steel rod guides.
- Floor plates are equipped with rubber bumper stops for quiet operation.
- Floor and wall plates are almond styrene covered wood construction and are pre-drilled to facilitate attachment.
- Shipped ready-to-assemble. Wall fasteners not included.

A. Model 2629 Duplex Pulley Weights

SPECIAL FEATURES:

- For shoulder, elbow and chest exercises.
- (2) Handles at chest level and (2) handles at floor level.

MODEL	WIDTH	DEPTH	HEIGHT
2629	30"	8½"	63"

B. Model 2626 Chest Pulley Weights

SPECIAL FEATURES:

- For chest and upper extremity exercise.
- (2) Handles at chest level.

MODEL	WIDTH	DEPTH	HEIGHT
2626	30"	8½"	63"

C. Model 2631 Triplex Pulley Weights

SPECIAL FEATURES:

- For overhead, shoulder, elbow and chest exercise.
- (2) Handles overhead, (2) Handles at chest level, (2) Handles at floor level.
- Adapts to ceiling heights of 9ft. to 12ft.

MODEL	WIDTH	DEPTH	HEIGHT
2631	30"	8½"	96"-144"

D. Model S-950 Economy Wall Mounted Overhead Pulley



FEATURES:

- For light duty upper extremity exercise.
- 10" x 8" gray laminate wall-mounting plate.
- Equipped with (2) swivel rollers, nylon rope and two handles.

MODEL	WIDTH	DEPTH	HEIGHT
S-950	10"	16"	8"





A. Model 8250

B. Model 8251

C. Model 8252

D. Model 8253

A. Model 8250 Cabinet

SPECIAL FEATURES:

- Includes upper dispenser for optional REP Bands™.
- (2) 10-hook metal wire racks on both interior sides to hold (20) optional Dumbbells.
- Almond-coated pegboard panel on inside back to hold (16) optional Hugger® Weights. Includes (11) pegboard hooks.
- 3mm PVC High-Impact edging on all door fronts.

MODEL	WIDTH	DEPTH	HEIGHT
8250	32"	22"	78"

Model 8250-100 Accessorized Cabinet

MODEL	CONSISTS OF
8250-100	(1) 8250, (2) 5505 Sets of (10) Dumbbells each (1 to 10 lbs), (1) 5581 Set of (16) Hugger® Weights, (1) 5531 Set of (5) REP Bands™

B. Model 8251 Cabinet

SPECIAL FEATURES:

- Includes (8) Plastic Storage Tubs (12" x 14" x 4" high) and adjustable laminate shelves.

MODEL	WIDTH	DEPTH	HEIGHT
8251	32"	22"	78"

Common Features

THERA-WALL™ THERAPY STORAGE SYSTEM



- MIX & MATCH Modular System. Order 1, 2, 3, 4 or more cabinets to fill any wall space.
- Each oak laminate cabinet module is 32" wide x 22" deep x 78" high and is equipped with (2) Oak laminate hinged locking doors.
- Modular cabinets must be secured to the wall and can be detached and moved if necessary. Wall fasteners not included.
- 3mm PVC High-Impact edging on all door fronts.

C. Model 8252 Cabinet

SPECIAL FEATURES:

- Includes Storage Bin for optional Weight Bars and space for canes and crutches.
- Almond pegboard back is equipped with (11) pegboard safety hooks for misc. items.

MODEL	WIDTH	DEPTH	HEIGHT
8252	32"	22"	78"

Model 8252-100 Accessorized Cabinet

MODEL	CONSISTS OF
8252-100	(1) 8252, (1) 5541 Set of (5) Weight Bars.

D. Model 8253 Cabinet

SPECIAL FEATURES:

- (3) Laminate Storage Drawers behind doors.
- (3) Laminate adjustable shelves.

MODEL	WIDTH	DEPTH	HEIGHT
8253	32"	22"	78"

New Product!



A. Model 8255-5904

B. Model 8256-5904

C. Model 8257-5904

D. Model 8259-5904

A. Model 8255 Cabinet

SPECIAL FEATURES:

- (2) Laminate Drawers behind Doors.
- (1) Adjustable Laminate Shelf.
- (1) Adjustable Clothes Rod.

MODEL	WIDTH	DEPTH	HEIGHT
8255-346	32"	22"	78"
8255-5904	32"	22"	78"
8255-927	32"	22"	78"

B. Model 8256 Cabinet

SPECIAL FEATURES:

- (3) Adjustable Laminate Shelves.
- (1) 6-Section Compartment.

MODEL	WIDTH	DEPTH	HEIGHT
8256-346	32"	22"	78"
8256-5904	32"	22"	78"
8256-927	32"	22"	78"

D. Model 8259 Cabinet

SPECIAL FEATURES:

- (4) Laminate Drawers behind Doors.
- (2) Adjustable Laminate Shelves.

MODEL	WIDTH	DEPTH	HEIGHT
8259-346	32"	22"	78"
8259-5904	32"	22"	78"
8259-927	32"	22"	78"

Common Features

STORE-WALL™ STORAGE SYSTEM



- MIX & MATCH Modular System. Order 1, 2, 3, 4 or more cabinets to fill any wall space.
- Each laminate cabinet module is 32" wide x 22" deep x 78" high and is equipped with (2) laminate hinged locking doors.
- 3mm PVC High-Impact edging on all door fronts.
- Height adjustable clothes rod and laminate shelves.
- Modular cabinets must be secured to the wall and can be detached and moved if necessary. Wall fasteners not included.

COLORS: (FOLD OUT FRONT COVER)

Laminate – Natural Oak, Wild Cherry, Folkstone Gray

C. Model 8257 ADA Cabinet

SPECIAL FEATURES:

- (2) Adjustable Laminate Shelves.
- (1) Adjustable Clothes Rod.



MODEL	WIDTH	DEPTH	HEIGHT
8257-346	32"	22"	78"
8257-5904	32"	22"	78"
8257-927	32"	22"	78"

Model 8258 Cabinet (not shown)

SPECIAL FEATURES:

- (5) Adjustable Laminate Shelves.

MODEL	WIDTH	DEPTH	HEIGHT
8258-346	32"	22"	78"
8258-5904	32"	22"	78"
8258-927	32"	22"	78"




C. Model 8257 ADA Cabinet

A. Transfer Boards



B. Model 5085



C. Model 2623

A. Models 5086, 5086-30, 5087, 5087-30 Hardwood Transfer Boards



FEATURES:

- Made of solid, smooth-finish 3/8" maple hardwood. Tapered ends for easy use.
- Facilitates patient transfer from wheelchair to bed, chair, toilet, etc.

MODEL	LENGTH	STYLE
5086 (not shown)	8" x 24"	Two Cutouts
5086-30	8" x 30"	Two Cutouts
5087	8" x 24"	No Cutouts
5087-30	8" x 30"	No Cutouts

B. Model 5085 Bariatric Wood Transfer Board



FEATURES:

- 500 lb. Patient weight capacity.
- 3/8" thick Birch Plywood with tapered ends.
- Two perpendicular Hand Slots.

MODEL	LENGTH	STYLE
5085	35" x 8"	Two Cutouts



C. Model 2623 Door Mounted Pulley




FEATURES:

- Overhead pulley mounts on top of any standard hinged door.
- Operates with a 2" nylon bearing swivel and includes rope and (2) handles.
- For light duty upper extremity exercise.

MODEL	WIDTH	DEPTH	HEIGHT
2623	2 1/2"	16"	6"

Common Features

BASELINE® DYNAMOMETERS & GAUGES – MODELS 8981, 8983:

- Time proven, hydraulic system with analog (dial) readout. 
- Maximum reading remains until unit is reset.
- Strength measurement reads in lbs. and kg.
- Comes with portable carrying case (not shown)
- Made in the USA. CE certified.

C. Model 8981



C. Model 8981 50 lb. Pinch Gauge



SPECIAL FEATURES:

- 50 lb. standard head hydraulic pinch gauge has 2 1/2" dia. head and accurately measures pinch strength. Includes carrying case.

MODEL	DESCRIPTION
8981	50 lb. Pinch Gauge

D. Model 8983



D. Model 8983 200 lb. Hand Dynamometer



SPECIAL FEATURES:

- Popular therapy device accurately measures hand strength.

MODEL	DESCRIPTION
8983	Hand Dynamometer

A. Model 6642



**A. Model 6642
Powder Board Table**



FEATURES:

- Sail White high pressure 1½" laminate top provides low-friction, scratch-resistant surface.
- Patient cut out and oval shape offer sitting patient full range of motion in a horizontal plane.
- Hand control knob on each leg allows adjustment from 26" to 34" in 1" increments.

MODEL	LENGTH	WIDTH	HEIGHT
6642	63"	38"	26" - 34"



D. Model 6611

**D. Model 6611
Powder Board Table**




FEATURES:

- Ideal for range of motion exercises.
- Smooth, scratch resistant, oak laminate top with durable 3mm edging.
- Folding legs for easy storage.

MODEL	WIDTH	LENGTH	HEIGHT
6611	29"	40"	7"(open)



B. Model 2515



**B. Model 2515
Shoulder Ladder**



FEATURES:

- Natural lacquered wood product.
- Facilitates increased range of shoulder motion as fingers climb up and down (36) vertical steps.
- Pre-drilled holes for wall mounting.

MODEL	WIDTH	DEPTH	HEIGHT
2515	2½"	1½"	58"



E. Model 5216



F. Model 5217

**E. Model 5216
Exercise Hand Skate**



FEATURES:

- Padded brown vinyl surface with (1) VELCRO® brand fasteners to secure hand in position.
- Exercise skate is mounted on nylon ball rollers for quiet, easy use.

MODEL	LENGTH	WIDTH	HEIGHT
5216	5½"	5½"	1½"

**F. Model 5217
Large Exercise Skate**



- Similar to #5216 but with (2) VELCRO® brand fasteners to secure hand/arm.

MODEL	LENGTH	WIDTH	HEIGHT
5217	12"	6"	1½"



C. Model 2519

New Product!

**C. Model 2519
Adjustable Magnetic
Shoulder Wheel**




FEATURES:

- The Magneciser™ vertical shoulder exerciser (shoulder wheel) with height adjustable wall mount offers ultra-quiet magnetic, bi-directional resistance.
- Adjustable height allows for sitting, standing, or wheelchair access.
- Arm adjusts from 13 to 22 inches to adjust the arc of the shoulder wheel.
- Each unit comes with a fully automatic 5-function digital LCD display, speed, elapsed time, calories, distance and scan of all functions.
- Resistance is controlled by turning the resistance knob. Units use 2 AA batteries (included).

MODEL	WIDTH	DEPTH	HEIGHT
2519	25"	13"	39"

See page 46 for Bolsters/Wedges



A. SYSTEM X



Common Features

WORK-WELL™ WORK CONDITIONING SYSTEMS I, II, X: 

- Work conditioning apparatus designed for assessment, functional capacity evaluation and work simulation.
- Natural Oak high pressure laminate protective finish.
- You may purchase the systems listed here or purchase individual components.

Work-Well System I: Start-Up Package

SPECIAL FEATURES:

- 8901 – Lift & Place Rack Station
- 8911 – Carry-All Weight Box
- 8912 – Tool Kit Weight Box
- 8913 – Stockroom Crate Weight Box
- 8914 – Packing Carton Weight Box
- 8952 – Set of 16 Disc Weights
- 2216 – Foot Stool
- Protocol manual included

MODEL	CONSISTS OF
System I	(7) components as listed

Work-Well System II: Intermediate Package

SPECIAL FEATURES:

- Same as System I, with the addition of:
- 8930 – Sled Station


MODEL	CONSISTS OF
System II	(8) components as listed

A. Work-Well System X: Extended-Capacity Package

SPECIAL FEATURES:

- Same as System II, with the addition of:
- 8920 – Shovel Station, Shovel, Sand

MODEL	CONSISTS OF
System X	(9) components as listed



B. Model 8925

B. Model 8925 Multi Purpose Bolt Module

FEATURES:

- Bolt board can be used either horizontally, vertically, or at a 45° angle.
- Includes (30) various bolts and nuts in (5) different types and sizes. Includes (2) screwdrivers, (2) wrenches, (1) Allen wrench.

MODEL	WIDTH	DEPTH	HEIGHT
8925	28"	17"	18"

New Design!

A. Model 8901



**A. Model 8901
Lift & Place Rack Station**

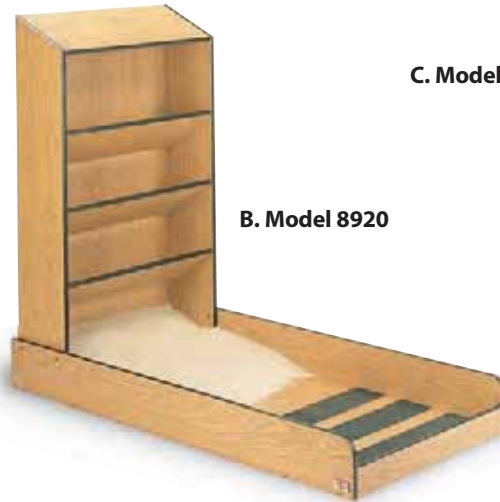


FEATURES:

- New 3mm PVC High-Impact edging for greater durability.
- Simulates lifting and loading tasks.
- (2) adjustable Oak high pressure laminate shelves “lock” into side mounted rails.
- Shelves adjust from 28” to 59” high.
- Each adj. shelf has 100 lb. weight capacity.
- Rack station must be secured to wall.

MODEL	WIDTH	DEPTH	HEIGHT
8901	30”	18”	78”

B. Model 8920



**B. Model 8920
Shovel/Levering Station**



FEATURES:

- Simulates tasks that involve shoveling, levering and lifting objects or materials.
- (3) Fixed “gravity flow” angled shelves.
- Slip-resistant treads.
- Plastic scoop shovel and shovel hook.
- Includes 100 lbs. of pre-washed, hygienic, dust-free sand.

MODEL	WIDTH	DEPTH	HEIGHT
8920	36”	72”	61”

C. Model 8930



**C. Model 8930
Push-Pull Sled Station**



FEATURES:

- Simulates push-pull work tasks.
- Ergonomic grip handles at each end of sled at (3) different height levels.
- (4) removable weight pins with locking collars for optional Disc Weights.
- Self-lubricating polyethylene sled runners.
- Not designed for use on carpet.

MODEL	WIDTH	LENGTH	HEIGHT
8930	24”	40”	46”

D. Model 8911



E. Model 8912



F. Model 8913



G. Model 8914



Common Features

WEIGHT BOXES — MODELS 8911, 8912, 8913, 8914:



- (2) hand grip slots each side.
- ¾” Plywood core covered with high pressure Oak laminate protective finish.
- Durable dowel construction.
- Includes one removable metal 1” diameter weight pin with locking collar to accommodate optional #8952 disc weights.

**D. Model 8911
“Carry-All” Weight Box**



- Fixed wooden tote handle. 12½ lb. empty.

MODEL	WIDTH	DEPTH	HEIGHT
8911	14”	14”	14”

**E. Model 8912
“Tool Kit” Weight Box**



- Fixed wooden tote handle. 16 lb. empty.

MODEL	WIDTH	DEPTH	HEIGHT
8912	19”	14”	14”

**F. Model 8913
“Stockroom Crate” Weight Box**



- Box is 17½ lb. empty.

MODEL	WIDTH	DEPTH	HEIGHT
8913	17”	17”	14”

**G. Model 8914
“Packing Carton” Weight Box**



- Hinged lid to conceal contents. 17 lb. empty.

MODEL	WIDTH	DEPTH	HEIGHT
8914	14”	14”	14”

**Model 8952 (see p. 60)
Disc Weight Set of (16)**



- (4) 2½ lb., (8) 5 lb., (4) 10 lb. discs.

MODEL	CONSISTS OF
8952	(16) disc weights as listed

STAND-IN TABLES

A. Model 6100 Hydraulic Adjustable Stand-in Table

FEATURES:



- Front-mounted hand activated hydraulic lift adjusts height from 41" to 58".
- 41" x 31" Sail White high pressure laminate top with 19½" x 17" patient cut out.
- Non-slip ramp with parallel bars for lift assist.
- Padded back and knee support holds patient in standing position.
- Sliding pocket door closes to secure patient.
- Natural Oak laminate enclosure and base.

MODEL	LENGTH	DEPTH	HEIGHT
6100	41"	31"	41" - 58"

A. Model 6100
Front view



Model 6100
Reverse view

B. Model 6125 Economy Stand-In Table

FEATURES:



- Basic adult model is designed to promote vertical weight bearing activities.
- Height of standing platform can be adjusted in 10" vertical range.
- Standing platform has anti-slip treads.
- Laminate top is 30" x 30" with 15" wide x 12" deep cutout.
- Adjustable height padded knee rest.
- Inside space in table is 16"W x 14"D.
- Door has heavy duty hinges and positive latch to secure patient safely in table.
- Folkstone Gray laminate.

MODEL	LENGTH	DEPTH	HEIGHT
6125	30"	30"	45"

B. Model 6125
Reverse view



Model 6125
Front view



C. Model 6185



C. Model 6185 Bariatric 500 lb. Electric Stand-In Table

FEATURES:



- Motorized height adjustment of top from 42½" to 52½".
- Unit can Power Lift 500 lb. patient from sitting to standing position.
- Hand Control adjusts height and lift.
- Extra-wide Raised Rim Laminate Top is 40½" wide x 25½" deep with 26" wide cutout.
- Padded knee, chest and back supports.
- Includes bariatric and standard size patient lift harnesses.
- Retractable, swiveling casters with brake handle.
- 115V, 60 Hz, 5.3 Amps.

MODEL	WIDTH	DEPTH	HEIGHT
6185	43"	42"	42½" - 52½"

A. Model 6175
Hi-Lo Econo-Line Stand-In
Table with Electric Patient Lift

FEATURES:

- Motorized height adjustment of top.
- Motorized patient lift can elevate a 300 lb. patient from sitting to standing position.
- Durable Sail White high pressure laminate top 33" wide x 24" deep. Cutout size is 19" wide x 10" deep.
- Hand control operates electric table-top height and motorized patient lift.
- Includes lift support harness.
- Padded knee, chest and back supports.
- Heavy gauge steel frame in cream powder coated finish.
- Frame base is 36½" wide x 43" deep.
- (4) locking 3" diameter heavy-duty casters.
- 110V, 60 Hz, 3.5 amps.



MODEL	WIDTH	DEPTH	HEIGHT
6175	36 ½"	43"	42 ½" - 52 ½"



A. Model 6175
Front view



B. Model 6180



B. Model 6180
Hi-Lo Stand-in Table with Electric
Patient Lift

FEATURES:

- Motorized height adjustment of top.
- Unit can power lift a 300 lb. patient from sitting to standing position.
- Hand control operation.
- 33½" x 25" laminate top with raised rim. Cutout size is 19"W x 10"D.
- Padded knee, chest and back supports holds patient in standing position.
- Heavy gauge steel powder coated frame.
- Retractable locking swivel casters.
- 110V, 60 Hz, 5.3 Amps.
- Frame base is 37" wide x 42" deep.



MODEL	WIDTH	DEPTH	HEIGHT
6180	37"	42"	42 ½" - 52 ½"

Common Features

CLINICAL HYDRAULIC WORK TABLES —
MODELS 4300, 4320:



- Hand crank operated hydraulic system provides 12" height range.
- Oak laminate chassis and base plate.
- For sitting, standing or wheelchair use.



A. Model 4320



A. Model 4320 Crank Hydraulic Work Table

SPECIAL FEATURES:

- Natural Oak 1 1/8" high pressure laminate top 66" x 48".
- Accommodates up to (4) patients.

MODEL	LENGTH	WIDTH	HEIGHT
4320	66"	48"	29"- 41"

B. Model 4300 Crank Hydraulic Work Table

SPECIAL FEATURES:

- Natural Oak 1 1/8" high pressure laminate top 60" x 36".
- Space for (2) wheelchairs and therapist.

MODEL	LENGTH	WIDTH	HEIGHT
4300	60"	36"	29"- 41"



B. Model 4300



C. Model 4335



D. Model 4338

C. Model 4335 Round Hydraulic Work Table



FEATURES:

- Hydraulic foot activated mechanism raises height from 28 1/2" to 34" high.
- 48" diameter 1 1/8" Oak high pressure laminate top swivels 360° and locks in place.
- Table accommodates up to (4) patients.

MODEL	DIAMETER	HEIGHT
4335	48"	28 1/2" - 34"

D. Model 4338 4-Cutout Table



FEATURES:

- Same as 4335, with 4-Cutout top.
- Each cutout is 22" wide x 2" deep.

MODEL #	LENGTH	WIDTH	HEIGHT
4338	48"	48"	28 1/2" - 34"

A. Model 4375 Electric Work Table



FEATURES:

- Superior performance at economy cost.
- Direct-drive electric lift mechanism elevates top from 27" to 43" high.
- Ideal height range for sitting, standing or wheelchair use.
- Sleek, compact pedestal design offers more leg room for patients.
- 36" x 60" x 1 1/8" Natural Oak high pressure laminate top with black bullnose molding.
- Black laminate base plate with leveling legs.
- Easily accommodates (4) ambulatory patients or (2) wheelchairs and therapist(s).
- Hand Control conveniently mounts under work surface.
- 110V, 60Hz, 1 Amp.
- Hospital grade plug.
- U.L. recognized electrical components.

MODEL	LENGTH	WIDTH	HEIGHT
4375	60"	36"	27" - 43"

B. Model 4382 Electric Butcher Block Work Table



FEATURES:

- Electrical power height adjustment from 28" to 44" with hand control.
- Hand Control conveniently mounts under work surface.
- Premium 1 3/4" thick Butcher Block hardwood top 66" x 48" for up to (4) patients.
- Black laminate base plate with levelers.
- Thermal overload protection.
- Hospital grade plug.
- 110V, 60Hz, 1 Amp.
- U.L. recognized electrical components.

MODEL #	LENGTH	WIDTH	HEIGHT
4382	66"	48"	28" - 44"

C. Model 4380 Powermatic® Work Table



FEATURES:

- Electrical power height adjustment from 27" to 39" high with hand control.
- Hand Control conveniently mounts under work surface.
- 66" x 48" x 1 1/8" Natural Oak high pressure laminate top with black bullnose molding.
- Black laminate lift enclosure and base plate with levelers.
- Thermal overload protection.
- Hospital grade plug.
- 110V, 60 Hz, 3.5 Amps. U.L. Listed.

MODEL	LENGTH	WIDTH	HEIGHT
4380	66"	48"	27" - 39"



A. Model 4375
with Table at
wheelchair height



B. Model 4382



C. Model 4380

Common Features

CRANK GEAR HEIGHT, HI-LO WORK TABLES—
MODELS 4324, 4325, 4326, 4327, 4328:



- Convenient crank gear height adjustment from 27" to 39".
- Industrial strength neutral gray steel frame with H-brace supports and levelers.
- Crank handle is retractable.
- Accommodates wheelchair patients and seated or standing ambulatory patients.



A. Model 4327

A. Models 4324, 4327 Crank Hi-Lo Table



SPECIAL FEATURES:

- Natural Oak high-pressure laminate top.

MODEL #	LENGTH	WIDTH	HEIGHT
4324 (not shown)	60"	28"	27" - 39"
4327	66"	48"	27" - 39"

B. Model 4325



B. Models 4325, 4326 Deluxe Crank Butcher Block Work Tables



SPECIAL FEATURES:

- 1 3/4" thick Butcher Block hardwood top.

MODEL #	LENGTH	WIDTH	HEIGHT
4325	60"	28"	27" - 39"
4326 (not shown)	66"	48"	27" - 39"

C. Models 4328 Custom Logo Conference Table

SPECIAL FEATURES:

- High pressure laminate work surface with embedded, permanent washable color logo of your choice.
- Useful for quick stand-up meetings or for sit-down sessions.
- Price includes logo setup fee and custom laminate.

MODEL #	LENGTH	WIDTH	HEIGHT
4328	84"	48"	27"-39"



C. Model 4328



Scan for Artwork
Specifications.



A. Model 4343



B. Model 4346



Leaf detail

Common Features

THERAPY TABLES – MODELS 4343, 4345, 4346, 4347

- Easy-to-operate Crank Hydraulic Lift system adjusts table from 27" to 39" high for sit-down, stand-up or wheelchair use.
- Crank handle folds out of the way when not in use.
- Extruded aluminum telescoping legs with tubular metal base with levelers.



A. Model 4343 Hand Therapy Table

- Sail White 1 1/8" high-pressure laminate top with T-molding edges has 4" x 24" cutouts in front and back for easy therapist-patient use.

MODEL	LENGTH	WIDTH	HEIGHT
4343	48"	32"	27" - 39"

B. Model 4345, 4346, 4347 Hi-Lo ADA Expandable Table

- Sail White 1 1/8" thick high pressure laminate tops with T-molding edges.
- Includes (2) 12" Folding Leaves on each end to accommodate (2) additional patients.

MODEL	LENGTH	WIDTH	HEIGHT
4345 (not shown)	48" - 72"	32"	27" - 39"
4346	60" - 84"	32"	27" - 39"
4347 (not shown)	72" - 96"	32"	27" - 39"

C. Model 6282



D. Model 6283



E. Model 6284



Common Features

"SPRING POWER" THERAPY TABLES — MODELS 6282, 6283, 6284:



- Height of "spring-powered" table can be easily adjusted with dual hand control levers.
- 14" height range allows easy use sitting, standing or in wheelchair.
- Folkstone Gray laminate 3/4" tops.
- Black epoxy heavy-duty dual steel uprights and "U" base provide excellent stability.

C. Model 6282 Hand Therapy Table

- Compact top facilitates use.
- Equipped with (4) leveling legs.

MODEL	LENGTH	DEPTH	HEIGHT
6282	32"	18"	26 1/2" - 40 1/2"

D. Model 6283 Hand Therapy Table with Drawer

- Same as 6282 but with Drawer.

MODEL	LENGTH	DEPTH	HEIGHT
6283	32"	18"	26 1/2" - 40 1/2"

E. Model 6284 Mobile Therapy Table

- 32" x 24" top has 19"W x 6"D cutout.
- (4) 2" twin-wheel nylon casters.

MODEL	LENGTH	DEPTH	HEIGHT
6284	32"	24"	28 1/2" - 42 1/2"

OPTION FOR MODELS 6282, 6283

- 075 – Set of (4) 2" nylon locking casters (increases height by 2")



A. Model 4333



B. Model 4334

Common Features

HEIGHT ADJUSTABLE ACTIVITY TABLES
MODELS 4333, 4334, 4341, 4342:



- Multi-purpose wheelchair accessible tables ideal for work, play or any activity.
- (4) Manually adjustable height metal legs.
- Hand control knob on each leg allows 1" adjustments from 26" to 34" high.
- Durable 1 1/8" Natural Oak high pressure laminate top.

A. Model 4333 48" Round Table



SPECIAL FEATURES:

- Continuous T-molding edge provides durability and eliminates hard corners.
- Accommodates up to (4) wheelchair patients.

MODEL	DIAMETER	HEIGHT
4333	48"	26" - 34"

C. Model 4342 4-Leg Expando Table



SPECIAL FEATURES:

- 3mm PVC High-Impact edging for greater durability and toughness.
- Table is equipped with (2) 12" extension leaves which allow you to expand length from 48" to 72" long.

MODEL	LENGTH	WIDTH	HEIGHT
4342	48" - 72"	30"	26" - 34"

B. Model 4334 4-Cutout Table



SPECIAL FEATURES:

- 48" clover-shaped Table will accommodate up to (2) wheelchairs or (4) regular Side Chairs.
- Continuous T-molding edge provides durability and eliminates hard corners.
- Each cutout is 22" wide x 2" deep to facilitate patient use.

MODEL	LENGTH	WIDTH	HEIGHT
4334	48"	48"	26" - 34"

D. Model 4341 Personal Activity Table



SPECIAL FEATURES:

- 3mm PVC High-Impact edging for greater durability and toughness.

MODEL	LENGTH	WIDTH	HEIGHT
4341	48"	30"	26" - 34"

C. Model 4342



D. Model 4341



Common Features

HEIGHT ADJUSTABLE ACTIVITY TABLES —
MODELS 6650, 6674, S-740, S-745:



- Multi-purpose wheelchair accessible tables ideal for work, play or any activity.
- Hand control knob on each leg allows 1" adjustments from 26" to 34" high.

A. Model 6650 Oval Extension Table

FEATURES:

- Durable Sail White high pressure laminate 1 1/8" top with T-molding edging.
- Table is equipped with (2) 12" extension leaves which allow you to expand length from 56" to maximum of 80" long.
- Accommodates up to (6) patients.

MODEL	LENGTH	WIDTH	HEIGHT
6650	56" - 80"	36"	26" - 34"



A. Model 6650

B. Model 6674 Horseshoe Therapy Table



FEATURES:

- U-shape top accommodates up to (4) wheelchair patients.
- Durable, Sail White high pressure laminate 1 1/8" top is 72" x 48" O.D. Inside space for therapist is 36"W x 30"D.
- Top is only 18" deep for easy access.
- (5) adjustable height metal legs.

MODEL	LENGTH	WIDTH	HEIGHT
6674	72"	48"	26" - 34"



B. Model 6674

C. Models S-740, S-745 Econo Work Table



FEATURES:

- Sturdy rectangular work table has no apron to accommodate wheelchair patient.
- Durable Gray high pressure laminate 1 1/8" laminate top with T-molding edge.
- (4) adjustable height metal legs.

MODEL	LENGTH	WIDTH	HEIGHT
S-740	48"	32"	26" - 34"
S-745 (not shown)	60"	36"	26" - 34"



C. Model S-740

**B. Optional Model 2525
Finger Ladder**



A. Model 6690



View with easel side up

**A. Model 6690
Cubex™ Therapy System
on Wheels**



FEATURES:

- Adjustable height 27" to 37" foldaway 90° bolt-board work surface on right side. Includes 24 assorted bolts and (2) screwdrivers, (2) wrenches, (1) Allen wrench.
- Adjustable height 27" to 37" foldaway work surface with pegboard pad on left side. Elevates to 60° or 90°.
- Folkstone Gray laminate.
- Durable dowel and glue construction.
- 4" twin-wheel locking casters.
- Includes (100) plastic stackable pegs.
- Slide-out laminate work surface in rear.
- Reversible Activity Board in top has pegboard pad on one side and smooth easel on the other side. Board rotates 360° and locks in flat or at 60° angle.
- Two door cabinet with lock and (4) tubs.

MODEL	LENGTH	DEPTH	HEIGHT
6690	38"	24"	38"

**B. Model 2525
Table Mounted Finger Ladder**



FEATURES:

- (15) peg holes in each of (3) sides.
- (50) plastic stackable pegs and C-Clamp.

MODEL	LENGTH	DEPTH	HEIGHT
2525	2½"	2½"	34"

**C. Model 6695
Mobile Cabinet for
Splinting and Supplies**



FEATURES:

- Grab-bar handle for mobility on left side.
- Door cabinet on right with lock.
- High impact polystyrene drawer.
- (3) vertical cubby sections for splinting material behind hinged door.
- Folkstone Gray laminate.
- Durable dowel and glue construction.
- 4" twin-wheel locking casters.
- Splinting pan is not included.

MODEL	LENGTH	DEPTH	HEIGHT
6695	42"	24"	31"



**C. Model 6695
(splinting pan
not included)**

Common Features

PARALLEL BARS – MODELS 134X, 1386, 1387, 1388, 1389:



- 1½" diameter stainless steel handrails.
- Heavy gauge steel base plates, uprights and fittings. Black powder coated protective finish.
- Each upright telescopes in 1½" increments and locks into (10) height positions with fail-safe ergonomic locking pin.
- Width adjusts with triangular control knobs on each upright.

A. Model 1386, 1387 Bariatric Parallel Bars, Height & Width Adjustable

SPECIAL FEATURES:



- Designed to accommodate Bariatric patients. 600 lb. weight capacity.
- 10 ft. long gray laminate platform with anti-slip surface treads and tapered ends for wheelchair use.
- (6) steel uprights.
- Width adjusts from 22" to 35".
- 38" standard clearance between uprights.

MODEL	LENGTH	WIDTH*	HEIGHT
1386	10'	22" - 35"	29" - 42"
1387 (not shown)	7'	22" - 35"	29" - 42"

*Platform is 45" wide.

B. Model 1388, 1389 Floor Mounted Bariatric Parallel Bars

SPECIAL FEATURES:



- (6) floor-mounted uprights with mounting plates. Floor fasteners not included.
- Width adjusts from 22" to 35".

MODEL	LENGTH	WIDTH	HEIGHT
1388	10'	22" - 35"	29" - 42"
1389 (not shown)	7'	22" - 35"	29" - 42"

C. Series 1340 Floor Mounted Parallel Bars



SPECIAL FEATURES:

- (4) Floor-mounted uprights with mounting plates. Floor fasteners not included.
- (6) uprights for bars 14' or longer.
- Width adjusts from 15" to 28" wide.

MODEL	LENGTH	WIDTH	HEIGHT
1340	10'	15" - 28"	29" - 42"
1341 (not shown)	7'	15" - 28"	29" - 42"
1342 (not shown)	12'	15" - 28"	29" - 42"
1343 (not shown)	14'	15" - 28"	29" - 42"
1344 (not shown)	16'	15" - 28"	29" - 42"
1345 (not shown)	18'	15" - 28"	29" - 42"
1346 (not shown)	20'	15" - 28"	29" - 42"

A. Model 1386



B. Model 1388



C. Model 1340



Common Features

**PARALLEL BARS —
MODELS 1318, 1319, S-320, S-321:**

- 1½" diameter one-piece stainless steel handrails for easy use and durability.
- Heavy gauge steel base plates, uprights and fittings. Black powder coated chip and wear resistant finish.
- Each upright telescopes up in 1½" increments and locks into (10) height positions with fail-safe ball-tip locking pin.

A. Models 1318, 1319 Folding Parallel Bars



SPECIAL FEATURES:

- Designed to easily fold to save space.
- Unit is only 10" wide when folded.
- Height adjustable from 28" to 41".
- Fixed width dimension of 25".

MODEL	LENGTH	WIDTH	HEIGHT
1319	7'	25"	28"- 41"
1318 (not shown)	9'	25"	28"- 41"

B. Models S-320, S-321 Econo Platform Mounted Parallel Bars



SPECIAL FEATURES:

- Folkstone Gray laminate platform with tapered ends and anti-slip rubber treads.
- Height and width adjustable bars.

MODEL	LENGTH	WIDTH	HEIGHT
S-320	10'	15"- 28"	28"- 41"
S-321 (not shown)	7'	15"- 28"	28"- 41"

*platform is 36" wide





A. Model 1390

Common Features

PLATFORM MOUNTED PARALLEL BARS—
MODELS 1300, 1384, 1390, 1391, 1392:



- Satin-finish hardwood platform with tapered hardwood ends for easy wheelchair access.
- (2) “anti-slip” treads on each end.
- 1½” diameter one-piece stainless steel handrails.
- Heavy gauge black powder coated steel uprights and fittings.
- Each upright telescopes up in 1½” increments and locks into (10) height positions with fail-safe ball-tip locking pin.
- 3mm Top edge for greater durability.

OPTION

FOR PLATFORM PARALLEL BARS

- *62 – Abduction Board
- *63 – Non-slip Matting

*FACTORY INSTALLED

A. Models 1390, 1391, 1392 Height & Width Adjustable Parallel Bars

SPECIAL FEATURES:

- Width adjusts from 15” to 28” with ergonomic control knobs on each upright.
- 30” clearance between uprights.

MODEL	LENGTH	WIDTH*	HEIGHT
1390	10'	15"- 28"	29"- 42"
1391 (not shown)	7'	15"- 28"	29"- 42"
1392 (not shown)	12'	15"- 28"	29"- 42"

*platform is 38”wide

Model 1300 (not shown) Height Adjustable Parallel Bars

MODEL	LENGTH	WIDTH*	HEIGHT
1300	10'	26"	28"- 41"

*platform is 38”wide

B. Model 1384 Combination Adult-Child Parallel Bars

FEATURES:

- Unit includes adjustable height Adult Bar and adjustable height Child’s Bar.
- Adult bar adjusts from 29” to 42”H and Child’s bar adjusts from 20” to 32” high.
- Each upright telescopes up/down in 1½” increments and locks into position with fail-safe ball-tip locking pin.
- Both Bars adjust in width from 15” to 28” with ergonomic control knobs.
- 10 ft long Satin-finish hardwood platform with tapered ends for easy wheelchair access.
- 30” fixed clearance between black powder-coated steel uprights.

MODEL	LENGTH	WIDTH*	HEIGHT
1384	10'	15"-28"	29"-42"



B. Model 1384

POWER PARALLEL BARS



A. Model 1398

Model 1398
Balance Beam

A. Model 1398 Patented Mobility Platform with Electric Height Bars

FEATURES:



- Motorized height adjustment from 29" to 44" high.
- (4) Direct-drive synchronized lifting columns.
- Control panel located near entry end of bars.
- Push button controls and digital bar height readout.
- 1½" dia. Stainless Steel handrails.
- Width adjusts manually from 15" to 28" wide with easy-to-use control knobs.
- Width between uprights is 26½".
- 10' Satin-finish hardwood platform with recessed grommeted holes on surface.

- Placement Ladder consists of (11) variably placed Ladder Steps.
- Each Ladder Step has dowel pins, which fit into grommeted holes of platform. The spacing and location of Ladder Steps can be easily adjusted for patient's gait training.
- Balance Beam is 6'5" long x 6" wide x 3" high. Balance Beam is equipped with anti-slip surface and dowel pins.
- Tapered ends with anti-slip tread for easy wheelchair access.
- Control box is double insulated for safety and equipped with 2-prong plug and cord.
- 110V, 60Hz, 2.5 Amps.

MODEL	LENGTH	WIDTH*	HEIGHT
1398	10'	15" - 28"	29" - 44"

*platform is 38" wide

Model 1396 (not shown) Power Height Parallel Bars



FEATURES:

- Same features as Model 1398 except platform has no dowel holes and does not include Ladder Steps or Balance Beam apparatus.

MODEL	LENGTH	WIDTH*	HEIGHT
1396	10'	15" - 28"	29" - 44"

*platform is 38" wide

B. Model 1393



B. Model 1393 Patented Ambulation and Mobility Platform

FEATURES:



- U.S. Patent No. 5,924,960.
- Same manual height and width adjustable platform as Model 1390 (see pg. 73) with the following added features:
- Placement Ladder consists of (11) variably placed ladder steps.
- Balance Beam 6'5"L x 6"W x 3"H with non-slip treads.
- Apparatus has dowel pins that fit into pre-drilled holes on platform surface.

MODEL	LENGTH	WIDTH*	HEIGHT
1393	10'	15" - 28"*	29" - 42"

*platform is 38" wide

A. Model 1362



Common Features

POWER PARALLEL BARS —
MODELS 1361, 1362, 1363, 1364:



- Motorized height adjustment from 27" to 37".
- Convenient hand control adjusts bars.
- 1 1/8" diameter stainless steel handrails.
- 34" wide wood platform is covered in textured gray styrene.
- Tapered ends for wheelchair access.
- Removable Abduction Board.
- Manual crank override.
- Steel uprights are powder coated in neutral cream finish.
- 30 1/2" clearance between uprights.
- Hospital grade plug.
- 110 V, 60Hz, 3 Amps. U.L Listed.

A. Models 1362, 1363 Power Height and Width Parallel Bars

SPECIAL FEATURES:

- Motorized width adjustment of handrails from 13" to 25".
- Model 1363 15' long has (6) uprights.

MODEL	LENGTH	WIDTH	HEIGHT
1362	10'	13"- 25"	27"- 37"
1363 (not shown)	15'	13"- 25"	27"- 37"

Models 1361, 1364 Power Height Parallel Bars

SPECIAL FEATURES:

- Can be used by adults and children.
- Width adjusts manually from 15" to 27".
- Includes brackets to lower handrails to child height.*
- Model 1364 15' long has (6) uprights.

MODEL	LENGTH	WIDTH	HEIGHT
1361 (not shown)	10'	15"- 27"	27"- 37"*
1364 (not shown)	15'	15"- 27"	27"- 37"*

*child height is 17"- 27"

B. Models 1365, 1366 Crank Height Platform Bars

FEATURES:



- Hand crank height adjustment of each stainless steel handrail 26" to 39".
- 34" wide wood platform is covered in textured gray styrene.
- Tapered ends for wheelchair access.
- Hand controls allow easy adjustment of width from 16 1/2" to 24 1/2".
- Ruled height and width adjustments.
- Model 1366 15' long has (6) uprights.
- Includes removable Abduction Board.

MODEL	LENGTH	WIDTH	HEIGHT
1365	10'	16 1/2" - 24 1/2"	26" - 39"
1366*(not shown)	15'	16 1/2" - 24 1/2"	26" - 39"

*1366 not Quick Ship

B. Model 1365





A. Model 1566



B. Model 1567

Common Features

EXERCISE STAIRCASES —
MODELS 1560-65-036, 1566, 1567:



- Handrails and uprights are satin finished premium hardwood and shipped R.T.A.
- Handrails are ergonomically designed for comfortable grip and ease of use.
- Stairs are finished in Natural Oak laminate with "anti-slip" safety treads on all steps and platform.
- BriteStep™ has Yellow Hi-Visibility, Hi-Impact 3mm edging for enhanced safety & durability.

A. Model 1566 "Mini" Staircase



SPECIAL FEATURES:

- Space Saver can fit in 8 ft. high ceiling.
- (2) 6" high steps and (3) 4" high steps. Steps are 30" wide.
- Platform is 30"W x 24"D x 12"H.

MODEL	LENGTH	WIDTH	HEIGHT
1566	52"	30"	12"

C. Model 1560-65-036 Convertible Staircase



SPECIAL FEATURES:

- Sets up and converts to straight or corner.
- (4) 6" H x 36" W steps on one end. (6) 4" H x 36" W steps on the other end.
- 36" x 36" x 24" high platform.
- Requires 9 ft. minimum ceiling.

MODEL	LENGTH	WIDTH	HEIGHT
1560-65-036	109"	36"	24"
Corner	64" x 82"	36"	24"

B. Model 1567 Straight Staircase



SPECIAL FEATURES:

- Handrails enclose platform.
- (4) 6" high x 30" wide steps.
- Platform is 30" wide x 24" deep x 24" high.
- Requires 9 ft. minimum ceiling.

MODEL	LENGTH	WIDTH	HEIGHT
1567	52"	30"	24"



C. Model 1560-65-036
Straight setup



Corner setup



A. Model 1569



B. Model 1582

New Product!

Common Features

EXERCISE STAIRCASES —
MODELS 1569, 1580, 1582:



- Handrails and uprights are satin finished premium hardwood and shipped R.T.A.
- Handrails are ergonomically designed for comfortable grip and ease of use and have 12" A.D.A. overhang.
- More compact footprint takes up less space and fits in conventional 8' high ceiling.
- Stairs are finished in Natural Oak laminate with "anti-slip" safety treads on all steps and platform.
- BriteStep™ has Yellow Hi-Visibility, Hi-Impact 3mm edging for enhanced safety & durability.

A. Model 1569 ADA "Mini" Staircase



SPECIAL FEATURES:

- (2) 6" high steps and (3) 4" high steps. Steps are 30" wide.
- Platform is 30"W x 24"D x 12"H.
- A.D.A. 11"D steps x 30"W have anti-slip safety treads.

MODEL	LENGTH	WIDTH	HEIGHT
1569	55"	30"	12"

B. Model 1582 ADA Straight Staircase



SPECIAL FEATURES:

- A.D.A. 11" deep steps x 36" wide have "anti-slip" safety treads.
- (3) 6" high steps on one end.
- Platform is 36" x 36" x 18" high.

MODEL	LENGTH	WIDTH	HEIGHT
1582	58"	36"	18"

C. Model 1580 ADA Convertible "Space-Saver" Staircase

SPECIAL FEATURES:

- Staircase can be installed in straight line or 90° corner arrangement.
- A.D.A. 11" deep Steps x 36" wide have "anti-slip" safety treads.
- (3) 6" high steps on one end, and (4) 4½" high steps on other end.
- Platform is 36" x 36" x 18" high.

MODEL	LENGTH	WIDTH	HEIGHT
1580	91"	36"	18"
Corner	58" x 69"	36"	18"

C. Model 1580



Model 1580
straight setup



A. Model 1570
Open setup



A. Model 1570
Patented 3-in-1
Training Staircase



FEATURES:

- U.S. Patent No. D.428,629.
- Unique training staircase device allows the therapist to train patients on (3) progressive step levels (4" – 6" – 8").
- (6) 4" high steps on one end.
- (4) 6" high steps on other end.
- (3) 8" high steps at front side.
- Steps are 36" wide; platform is 36"x 36".
- Handrail for 8" stair section is easily removable and locks into place.
- Features BriteStep™ 3mm edging
- Requires minimum of 9 ft. high ceiling.

MODEL	LENGTH	WIDTH	HEIGHT
1570	109"	56"*	24"

*includes 8" high steps

B. Model 1564
Bariatric ADA
Two-Sided Staircase



FEATURES:

- Natural Oak high pressure laminated reinforced plywood construction for 750 lb. patient weight capacity.
- (2) 6" high steps on one side and (3) 4" high steps on opposite side with BriteStep™ 3mm edging.
- Steps are 38" wide x 11" A.D.A. Depth
- Platform is 38" wide x 27" deep x 12" high.
- Solid laminated plywood side panels with ergonomic easy-to-grip hardwood handrails.
- Handrails have 12" ADA extension beyond bottom steps.
- Shipped ready-to-assemble.

MODEL	LENGTH	WIDTH	HEIGHT
1564	84"*	40"	12"

*Including 12" handrail extensions

C. Model S-601
Econo Two-Sided
Staircase



FEATURES:

- Two 6" steps and three 4" steps.
- Steps and platform have "anti-slip" safety treads.
- Platform is 30" W x 24" D x 12" H
- Compact size can fit in 8' ceilings.
- Folkstone Gray laminate finish.
- Ergonomic hardwood handrails.

MODEL	LENGTH	WIDTH	HEIGHT
S-601	52"	30"	12"

C. Model S-601



B. Model 1564



A. Model 2410



A. Model 2410
Nested Footstools



FEATURES:

- Consists of (4) steps which “nest” together for easy space-saving storage.
- Nested footstools are useful for stepping, crawling or climbing activities.
- Durable oak laminate wood construction with non-slip matting.

MODEL	LENGTH	WIDTH	HEIGHT
2410 (closed)	20"	16"	8"
Stool Sizes:	20"	16"	8"
	18"	14"	6"
	14"	12"	4"
	12"	9"	2"

B. Model 1200



B. Model 1200
Ramp & Curb Set

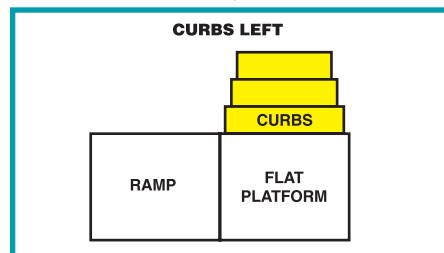


FEATURES:

- Facilitates ambulation and patient mobility training on ramp and curbs.
- Durable Oak laminate wood construction.
- Anti-slip safety matting on top surface of ramp and curb set.
- Ramp elevates from ¼" to 8" high over its 44" incline.
- Flat platform is 44" x 44".
- Unit includes (3) curbs of 2", 4" and 6" height, which nest under ramp.
- Curbs can be set up to extend in any of 3 directions or curbs can be removed from unit and used separately.
- Features BriteStep™ 3mm Yellow edging on all curbs.

MODEL	LENGTH	WIDTH	HEIGHT
1200 (closed)	88"	44"	8"
Curb sizes	40"	40"	6"
	36"	36"	4"
	32"	32"	2"

Curbs can be set up to extend to right as shown above or to the left (below) or straight.



C. Model 1310



C. Model 1310
Balance Activity Platform



FEATURES:

- Adjustable height 3' stainless steel handrails.
- Black high-pressure laminate with safety treads.

MODEL	WIDTH	DEPTH	HEIGHT
1310	36"	36"	28" - 41"



Common Features

PROTEAM MODULAR TAPING STATIONS:

- Upholstered Taping Modules are 36"H or 42"H. Storage Modules with laminate tops are 4" lower.
- You can order individual taping or storage modules. See page 4 or go to www.proteamttables.com.
- Durable dowel and glue laminated wood construction for long term structural integrity.
- Self-closing laminate drawer with nylon rollers.
- Doors have concealed, adjustable, self-closing 110° Euro-hinges.
- All doors and drawer fronts have 3mm high impact edging.
- Cabinet backs are finished.
- Comfortable 2" thick high-density foam upholstered tops are removable without tools.



COLORS: (SEE INSIDE FRONT COVER)

Laminate* – Natural Oak, Wild Cherry, or Folkstone Gray

Upholstery* – 9 Pro-Form™ vinyl colors

**Custom laminate and upholstery available*



A. Model A9520-346-24 includes A924 Waste Hamper

B. Model A9520 with options

A918 Full Ext. Pullout

A924 Waste Hamper

Maintenance-free laminate inside and out

A923 Set of (3) Drawers

A945 Drawer Lock

A944 Full Height Doors

Open Storage

A. Model A9520-346-24 
Quick-Ship 2-Seat Taping Station with Hamper

- Same as A9520 but includes A924 Hamper. No other options available.
- Stocking unit is oak laminate in size shown in choice of 9 Pro-Form™ vinyl colors.

MODEL	LENGTH	DEPTH	HEIGHT
A9520-346-24	6'	36"	36"

B. Model A9520 2-Seat Taping Station with Options, shown L to R:

- A918 Full Extension Pullout
- A923 Set of (3) Drawers
- A924 Waste Hamper
- A945 Top Drawer Lock
- A944 Full Height Doors

MODEL	LENGTH	DEPTH	HEIGHT
A9520	6'	36"	36"



C. Model A9534

- Shown with options:**
- (3) A918 Full Extension Pull-outs
 - (2) A923 Set of (3) Drawers
 - (3) A926 Upholstered Backrests
 - (3) A904 Embossed Logos



A. Model A952X
2 Seat Modular Taping Station –
6 Ft. Long

MODEL	HEIGHT	DEPTH
A9520 *	36"	36"
A9521	36"	42"
A9522	36"	48"
A9523 *	42"	36"
A9524	42"	42"
A9525	42"	48"

*A926 not available on 36" depth.

B. Model A953X
3 Seat Modular Taping Station –
10 Ft. Long

MODEL	HEIGHT	DEPTH
A9530 *	36"	36"
A9531	36"	42"
A9532	36"	48"
A9533 *	42"	36"
A9534	42"	42"
A9535	42"	48"

*A926 not available on 36" depth.

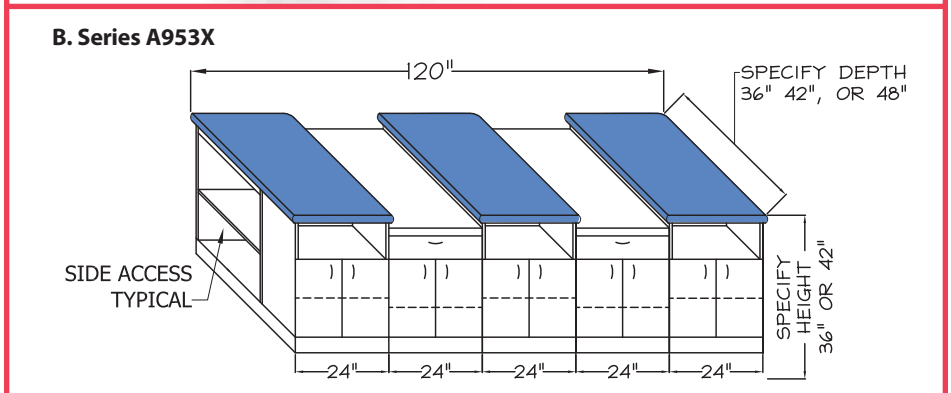
C. Model A954X
4 Seat Modular Taping Station –
14 Ft. Long

MODEL	HEIGHT	DEPTH
A9540 *	36"	36"
A9541	36"	42"
A9542	36"	48"
A9543 *	42"	36"
A9544	42"	42"
A9545	42"	48"

*A926 not available on 36" depth.



A. Model A9520



C. Model A9540

PROTEAM™ OPTIONS (SPECIFY ON ORDER)

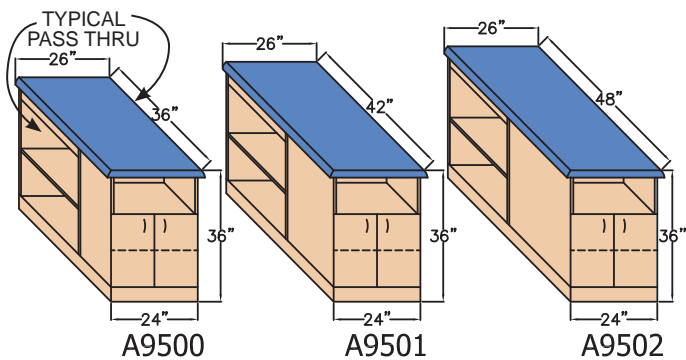
<p>A914 Extra (1) Drawer</p>	<p>A918 Full Extension Pull-Out</p>	<p>A943 Hinged Side Access Door</p>	<p>A944** Full Height Doors</p>	<p>A9250 Velcro Wall Pad 24"H x 24"W</p> <p>(2) Shown mounted to wall</p>	<p>A927** Front Pull-Out Stand & Drawer</p>
<p>A923** (3) Drawers (in lieu of doors)</p>	<p>A924** Waste Hamper and Cut Out</p>	<p>A926** Fixed 75° Upholstered Back 26"H x 10"D</p> <p>Only available on 42"D or 48"D units</p>	<p>A941** Laminate Top with 3mm edging</p>	<p>A945** Lock</p> <p>A946** Lock/Bolt</p> <p>A947 4" Satin Finish Wire Pull</p>	<p>A929** Side Pull-Out Stand</p>

**FACTORY INSTALLED

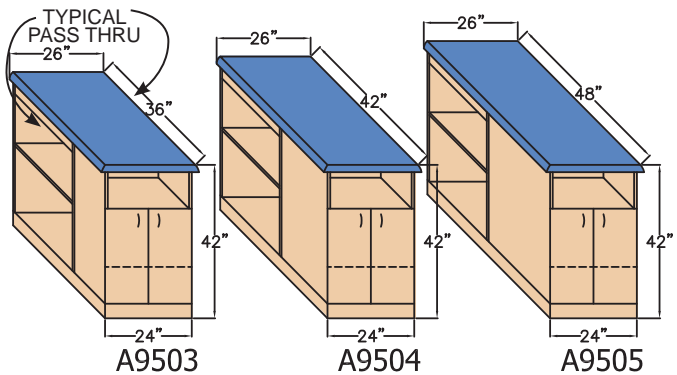
NOTE: All dimensions shown are nominal. Please define exact length if wall to wall.

TAPING MODULES – FRONT AND DUAL SIDE ACCESS – 2" UPHOLSTERED TOP

36" HIGH – FINISHED BACKS

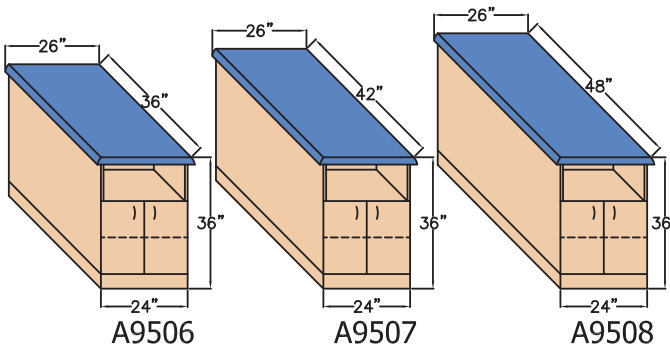


42" HIGH – FINISHED BACKS

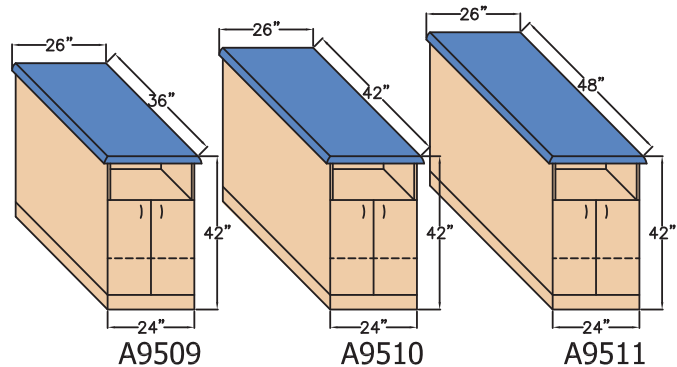


TAPING MODULES – FRONT ACCESS FULL DEPTH STORAGE – 2" UPHOLSTERED TOPS

36" HIGH – FINISHED BACKS



42" HIGH – FINISHED BACKS

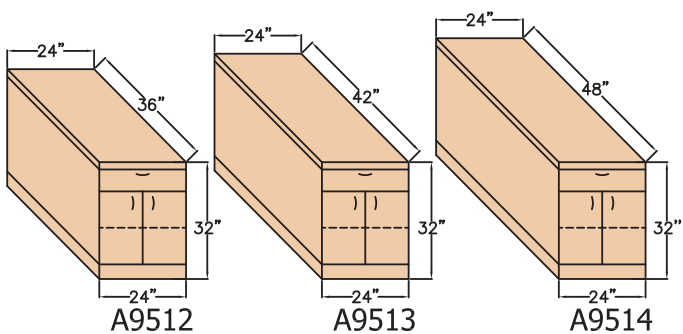


NOTE: You can "Mix & Match" any module on this page to achieve different overall height levels. For example, you can have a 36" high tapping module and a 42" high tapping module in the same tapping station. Please specify on P.O.

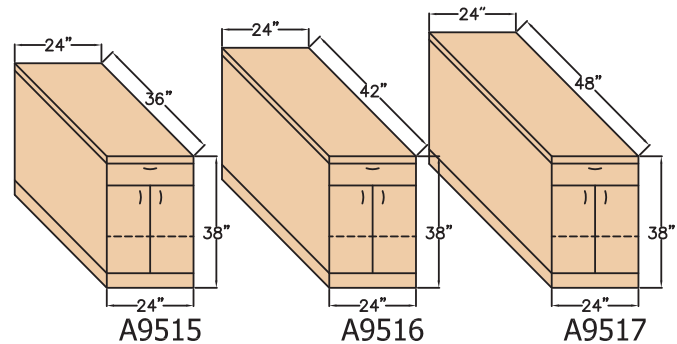
STORAGE MODULES – FRONT ACCESS FULL DEPTH STORAGE – 1" LAMINATED TOP

NOTE: Width can be reduced to 18" if needed – Specify 18" W on P.O.

**32" HIGH – FINISHED BACKS
(FOR USE WITH 36"H TAPING STATION)**



**38" HIGH – FINISHED BACKS
(FOR USE WITH 42"H TAPING STATION)**



NOTE: All dimensions shown are nominal. Please define exact length if wall to wall.

Show your PRIDE... Make your training room POP!

Brand your equipment with your team logo embossed or debossed onto our heavy duty vinyl upholstery.

It's PROTEAM Tough & Cleanable – unlike silk screening, decals or embroidery.



Debossed logo ▲



MODEL	DESCRIPTION
A900*	6" Deboss Plate (Stool Tops only)
A901*	12" Deboss Plate
A902	Deboss Logo
A903*	12" Emboss Plate
A904	Emboss Logo ONE Color
A905	Emboss Logo TWO Color
A906	Emboss Logo THREE Color
A907	Emboss Logo FOUR Color
A908	Emboss Logo FIVE Color
-L	Debossed Stool Logo (Stool Tops only)

* Vector art is preferred for proper logo processing.

Contact your PROTEAM dealer for custom logo ordering information.

Embossed logo ▼



Scan QR code for artwork specifications.



Your team logo graphics are permanently embedded into the high pressure laminate surface...so logo will never peel or fade away. Washable, wear resistant and carefree.

Logo can be printed on vertical 24"W x 30"H back panel and/or on 24"W storage cabinet horizontal work surface.

Standard laminate background color is Black HPL, however other background color choices can be used & will match the (9) Pro-Form™ upholstery colors shown on inside front cover.

Contact your dealer for laminate logo ordering information at time of order. Scan the QR code above for artwork specifications.

MODEL	DESCRIPTION
A910*	Laminate Logo Setup Fee
A911	Laminate Logo Wall Plate
A912	Laminate Logo Storage Top

* Vector art is preferred for proper logo processing.



Common Features

SPLIT LEG TABLES – MODELS A9064, A9065, A9066, A9067, A9068, A9718:

- Extremely versatile and functional split leg design.
- Each padded leg rest can be adjusted and locked into desired angle up to 45° with spring-loaded lock-in lever.
- Comfortable 2" thick high-density foam upholstered tops.



COLORS: (SEE INSIDE FRONT COVER)

Laminate – Natural Oak, Wild Cherry or Folkstone Gray (A9718 – Oak only)

Upholstery – 9 Pro-Form™ vinyl colors



A. Model A9065



Scan for more info & images



B. Model A9068

*Shown with options:
69 – Gas Spring Backrest
(3) A946 Lock/Bolts
(1) A905 Embossed Logo*

A. Model A9065 Split Leg Lift Table



- Open shelf storage, accessible from both sides of the table.

MODEL	LENGTH	WIDTH	HEIGHT
A9065	78"	30"	31"
A9064 (not shown)	same as A9065 w/(6) hinged doors on both sides		
A9066 (not shown)	same as A9065 w/o split leg		
A9067 (not shown)	same as A9066 w/(6) hinged doors on both sides		

B. Model A9068 Split Leg Table



- (6) Hinged doors with interior shelf offer concealed supply storage.
- Solid finished back.

MODEL	LENGTH	WIDTH	HEIGHT
A9068	78"	30"	31"

C. Model A9718 Electric Split Leg Treatment Table



- Durable motorized operation with "hands-free" foot control.
- Electro-hydraulic cylinders are built into (4) black powder coated steel legs with levelers.
- Fully enclosed oak laminate cabinet with sliding laminate doors.

MODEL	LENGTH	WIDTH	HEIGHT
A9718	78"	30"	27" - 37"

OPTIONS

MODELS A9064, A9065, A9066, A9067, A9068, A9718

*69 – Gas Spring Backrest 0° to 75°

*99-L – Left hand table (A9068 & A9718 only)

*A946 – (1) Lock/Bolt for Double Doors

*FACTORY INSTALLED

SEE PAGE 4



C. Model A9718

*Shown with option:
69 – Gas Spring Backrest*

A. Model A9063
Split Leg Table



FEATURES:

- Sliding doors on one side. Solid finished back.
- Extremely versatile and functional split leg design.
- Each padded leg rest can be adjusted and locked into desired angle up to 45° with spring-loaded lock-in lever.
- Comfortable 2" thick High-Density foam upholstered tops.
- Natural Oak, Wild Cherry or Folkstone Gray laminate.
- Choice of 9 Pro-Form™ vinyl upholstery colors.

MODEL	LENGTH	WIDTH	HEIGHT
A9063	78"	30"	31"

B. Model A9088
6-Leg Split-Leg Table



FEATURES:

- Extremely versatile and functional split leg design.
- Each padded leg rest can be adjusted and locked into desired angle up to 45° with spring-loaded lock-in lever.
- (6) Legs and plywood top for added strength.
- Laminate shelf with (2) long stretchers.
- 30" x 78" upholstered top with 2" high-density foam.
- High-pressure laminate legs, apron and H-Brace.
- New enhanced leg hardware system.
- Legs have protective black vinyl scuff caps.
- Natural Oak or Wild Cherry laminate.
- Choice of 9 Pro-Form™ vinyl upholstery colors.
- Full subtop for increased strength.

MODEL	LENGTH	WIDTH	HEIGHT
A9088	78"	30"	32"

OPTIONS

MODELS A9063, A9088

*69 – Gas Spring Backrest 0° to 75°

*FACTORY INSTALLED

SEE PAGE 4



A. Model A9063
Shown with option:
69 – Gas Spring Backrest



B. Model A9088

C. Model 7650
**Portable Treatment/
Sideline Table**



FEATURES:

- 2 1/2" thick multi-layered semi-firm foam.
- Comfortable PVC-Free heavy-weight urethane upholstery.
- Lightweight aluminum frame weighs only 30 lbs.
- Push-button height adjustment.
- Includes adjustable face cradle with ultra soft face cushion and carry bag with shoulder sling (not shown).
- Spacious 73" long x 28" wide top.
- Height adjustable from 24" to 32".
- Removable 2" Turf Pad (Set of 4) included as a courtesy for outdoor use.
- Colors: 751 Black Standard (752 Blue available as special order).

MODEL	COLOR
7650-751	Black PVC- Free Urethane
7650-752	Blue PVC- Free Urethane



C. Model 7650

Removable Turf Pad

Carrying Case

A. Model 4061

A. Model 4061
Two-Person Taping Table /
Convertible Treatment Table



FEATURES:

- Solid (1) piece construction (not modular).
- (2) Padded taping sections 26" wide x 34" deep x 36" high with (1) removable middle top pad.
- Just add middle pad to convert Taping Table into a Treatment Table.
- (3) Storage sections with oak laminate interiors and shelf.
- (1) Center drawer on nylon rollers.
- Doors have concealed, adjustable, self-closing Euro-hinges.
- 2" high-density urethane foam vinyl top.
- 3mm High Impact PVC edges on all door and drawer fronts.

COLORS: (SEE INSIDE FRONT COVER)

Laminate – Natural Oak

Upholstery – 9 Pro-Form™ vinyl colors

MODEL	LENGTH	WIDTH*	HEIGHT
4061	74"	34"	36"

*width of cabinet is 30"



Shown as Treatment Table with middle pad in place

Common Features:

TAPING TABLES –
MODELS A9092, A9094, A9096:



- H-Brace is recessed into table leg with unique 4-sided "Lock-Tite" joint.
- High pressure laminate legs, apron and stretchers.
- Legs have protective black vinyl scuff caps.
- 2" thick high-density foam vinyl upholstered top.

COLORS: (SEE INSIDE FRONT COVER)

Laminate – Natural Oak

Upholstery – 9 Pro-Form™ vinyl colors

B. Model A9092, A9094
H-Brace Taping Table

SPECIAL FEATURE:

- 36" is convenient height for taping.

MODEL	LENGTH	WIDTH	HEIGHT
A9092	48"	24"	36"
A9094 (not shown)	60"	24"	36"

C. Model A9096
H-Brace Taping Table with
End Cabinet

SPECIAL FEATURE:

- End facing open storage cabinet.

MODEL	LENGTH	WIDTH	HEIGHT
A9096	48"	24"	36"

B. Model A9092



C. Model A9096





A. Model A9024



B. Model A9087

Common Features:

TREATMENT TABLES –
MODELS A9002, A9024, A9041, A9087;

- 30" x 78" upholstered top with 2" high-density foam.
- High-pressure laminate legs, apron and H-Brace.
- Enhanced leg hardware system.
- Legs have protective black vinyl scuff caps.

COLORS: (SEE INSIDE FRONT COVER)

Laminate – Natural Oak or Wild Cherry
Upholstery – 9 Pro-Form™ vinyl colors

ENHANCED LEG HARDWARE SYSTEM

Attach or detach legs quickly and easily with heavy-duty $\frac{5}{16}$ " bolts into embedded metal threaded inserts for durable connection. Easily tighten and re-tighten as needed.



A. Models A9002 and A9024 Treatment Table



SPECIAL FEATURES:

- A9024 has full width laminate shelf.
- Additional sizes available.

MODEL	LENGTH	WIDTH	HEIGHT
A9024	78"	30"	31"

A9002 (not shown) same as A9024 w/o shelf

OPTIONS

MODELS A9002, A9024, A9041, A9073, A9087, A9088

*69 – Gas Spring Backrest 0° to 75° 

*A946 – (1) Lock/Bolt for Double Door (A9073 only)

*FACTORY INSTALLED

SEE PAGE 4

C. Model A9041 Treatment Table



SPECIAL FEATURES:

- Laminate shelf and open storage cabinet.
- Additional sizes available.

MODEL	LENGTH	WIDTH	HEIGHT
A9041	78"	30"	31"

B. Model A9087 600 lb. Trainers Table



SPECIAL FEATURES:

- (6) Legs and plywood top for added strength.
- Laminate shelf with (2) long stretchers.

MODEL	LENGTH	WIDTH	HEIGHT
A9087	78"	30"	31"

Model A9088 (see page 85) Split Leg Trainers Table



- Same as A9087 w/Split Leg.
- Full subtop for increased strength.

MODEL	LENGTH	WIDTH	HEIGHT
A9088	78"	30"	32"

D. Model A9073 Cabinet Table



FEATURES:

- (3) Two-door cabinets with laminate interiors and adjustable shelf.
- Optional A946 Lock/Bolt for double door (specify).
- Natural Oak or Wild Cherry laminate.
- 9 ProForm™ vinyl colors (specify).

MODEL	LENGTH	WIDTH	HEIGHT
A9073	78"	30"	31"



C. Model A9041



D. Model A9073



Common Features

S&W TREATMENT TABLES:

- Natural wood finish is standard on all S&W Tables.
- H-Brace Tables have triple-bolted, solid hardwood legs.
- Cabinet Tables are quality hardwood plywood and veneer construction.
- Extra-firm 2" high-density foam tops with rounded corners for comfort.



COLORS: (SEE INSIDE FRONT COVER)

Upholstery – 9 Pro-Form™ vinyl colors



Model ATT2472



Model ATT2772

*Shown with option:
AU – Upholstered Shelf*

MODEL	LENGTH	WIDTH	HEIGHT
ATT2472	72"	24"	31"
ATT2478	78"	24"	31"
ATT2772	72"	27"	31"
ATT2778	78"	27"	31"
ATT3072	72"	30"	31"
ATT3078	78"	30"	31"

OPTIONS

- AFW – Finished Wood Shelf
- AU – Upholstered Shelf
- 27 – Paper Dispenser/Cutter Combo
- *69 – Gas Spring Backrest 0° to 75° (N/A on 24"W Tables)
- *A945–Door Lock (ATT314 only)

*FACTORY INSTALLED

SEE PAGE 4

A. Model ATT314

SPECIAL FEATURES:

- Four door cabinet with center divider and one adjustable shelf on each side.
- Leg levelers for uneven floors.
- Satin finish wire pulls.

MODEL	LENGTH	WIDTH	HEIGHT
ATT314	72"	30"	31"

B. Models ATT385, ATT386

SPECIAL FEATURES:



- Includes 30" long Gas Spring Backrest, 0° to 75°, as standard feature.
- Includes full-width AU upholstered shelf.

MODEL	LENGTH	WIDTH	HEIGHT
ATT385	72"	30"	31"
ATT386 (not shown)	78"	30"	31"



AFW Wood Shelf

AU Upholstered Shelf



A. Model ATT314

*Shown with option:
69 – Gas Spring Backrest*



B. Model ATT385

Shown with backrest in upright position



A. Model AT810



**A. Model AT810
Whirlpool Table**



FEATURES:

- Natural finish hardwood table with Oak HPL marine grade plywood top and steps.
 - Water-resistant urethane finish.
 - Leg levelers for uneven floors.
 - 47" wide x 32" deep available for 22", 24" and 26" whirlpools.
 - Please specify manufacturer, model number and size and height of tank when ordering. Custom sizes available.
- We add approximately 1 1/4" to the width of the tank as a clearance factor.

MODEL	LENGTH	WIDTH	HEIGHT
AT810	47"	32"	Variable

O/A footprint including steps is 56"L x 42"W

**B. Model AT815
Whirlpool Table with Cabinet**



FEATURES:

- Same as AT810 but includes 2 Shelf Cabinet on backside of table.
- Shelf dimensions are 35"W x 12"H x 9"D.

MODEL	LENGTH	WIDTH	HEIGHT
AT815	47"	32"	Variable

O/A footprint including steps is 56"L x 42"W

B. Model AT815



New Product!



A. Model A9014-346



B. Model A9015-5904

Common Features

**PROTEAM CARTS –
SERIES A9014, A9015,
A9016, A9017:**



- Maintenance-free laminated surfaces on all cabinet exteriors and interiors.
- Top laminate surface: 23" W x 18" D.
- All cabinets have 3mm PVC edging
- High impact polystyrene drawer interiors with rounded inside corners.
- 4" Satin finish wire drawer pulls with oak cabinet, or black nylon wire pulls with gray cabinet.
- 2½" twin wheel hooded swivel nylon casters.

COLORS: (SEE INSIDE FRONT COVER)

Laminate – 346 Natural Oak or 5904 Wild Cherry (A9014/A9015 Only). 927 Folkstone Gray & 5904 Wild Cherry available for contract/special orders

A. Series A9014 PROTEAM Mega Cart



- (1) 5½" drawer & (1) adjustable shelf.

MODEL	WIDTH	DEPTH	HEIGHT
A9014-346	24 ½"	18 ¾"	32 ½"
A9014-5904	24 ½"	18 ¾"	32 ½"

C. Series A9016 PROTEAM Monster Cart

- (2) 5½" drawers & (1) adjustable shelf.

MODEL	WIDTH	DEPTH	HEIGHT
A9016-346	24 ½"	18 ¾"	38"

B. Series A9015 PROTEAM Mega Cart



- (1) 5½" drawer, (2) hinged doors & (1) adjustable shelf.

MODEL	WIDTH	DEPTH	HEIGHT
A9015-346	24 ½"	18 ¾"	32 ½"
A9015-5904	24 ½"	18 ¾"	32 ½"

D. Series A9017 PROTEAM Monster Cart

- (2) 5½" drawers, (2) hinged doors & (1) adjustable shelf.

MODEL	WIDTH	DEPTH	HEIGHT
A9017-346	24 ½"	18 ¾"	38"

See pages 28 and 94 for additional carts.



C. Model A9016-346



D. Model A9017-346



A. Model 8248-84-927



B. Model 8154-346

Common Features

TALL STORAGE CABINETS —
MODELS 8154, 8248-84:



- All laminate dowel and glue wood construction. Shipped fully assembled.
- Easy to clean laminate on all exterior and interior surfaces.
- Adjustable laminate shelves.
- Satin finish wire pulls.
- Cabinets & lockers must be secured to the wall and can be detached and moved if necessary. Wall fasteners not included.

COLORS: (SEE INSIDE FRONT COVER)

Laminate – 346 Natural Oak,
927 Folkstone Gray, 5904 Wild Cherry

A. Model 8248-84 Double Door Storage Cabinet

SPECIAL FEATURES:

- (2) doors and (8) adjustable shelves.
- (4) laminate drawers on nylon rollers.
- Durable, 5 knuckle institutional hinges.
- Optional Lock (1 Door) or Lock-Bolt (2 Doors) available.

MODEL	WIDTH	DEPTH	HEIGHT
8248-84-346	48"	23"	76"
8248-84-927	48"	23"	76"
8248-84-5904	48"	23"	76"

B. Model 8154 Single Door Storage Cabinet

SPECIAL FEATURES:

- (1) door and (5) adjustable shelves.
- Durable, 5 knuckle institutional hinges.
- Optional Lock available.

MODEL	WIDTH	DEPTH	HEIGHT
8154-346	24"	23"	76"
8154-927	24"	23"	76"
8154-5904	24"	23"	76"

C. Models A9590, A9594 Pro-Lockers



- Dowel and glue oak laminate wood construction with 3mm high-impact edging.
- Foot Locker with vented storage and hinged laminate seat (upholstered on A9594) with hasp for padlock.
- Double prong clothes hooks.
- Chrome clothes rod on A9590 only.
- Cabinets & lockers must be secured to the wall and can be detached and moved if necessary. Wall fasteners not included.
- Can be manufactured to be ADA compliant.
- Quantity discount available for large orders.

MODEL	WIDTH	DEPTH	HEIGHT
A9590	32"	22"	78"
A9594	18"	24"	78"



C. Models A9590, A9594
Shown with optional locking security door



OPTIONS MODELS A9590, A9594

- A9591 – Locking Security Door (for A9590)
- A9595 – Locking Security Door (for A9594)



Group B-401
Consists of: (L to R)
(1) B-24-2D and
(1) B-24

A variety of other base and wall cabinets are available. Call for information.

Common Features

PRO-LINE™ PROFESSIONAL CABINETS:

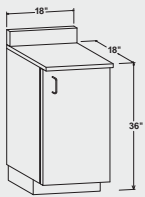
- A versatile line of modular all-laminate, dowel and glue cabinetry.
- Neutral color all-laminate interiors.
- All cupboards (except sink) have (1) adjustable laminate shelf.
- 4" Satin finish wire pulls.
- Self-closing laminate drawer slides with nylon rollers and positive stops.
- Doors have concealed, self-closing 110° 3-Way adjustable Euro-Hinges.
- All medical cabinets are "No Cancel / No Return."

COLORS: (SEE COLOR CHART THIS PAGE)

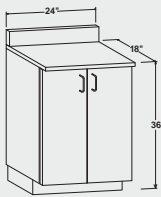
Cabinet – Folkstone Gray, Natural Oak or Wild Cherry laminate on all exposed surfaces including sides.

Countertop – Folkstone Gray square-edged top or choice of eight high pressure laminates.

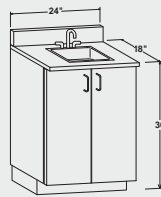
BASE CABINETS – 36" H X 18" D (24" D AVAILABLE ON SPECIAL ORDER). PRICES INCLUDE COUNTERTOP.



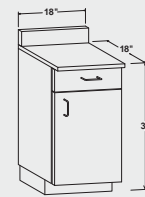
B-18 (L or R)
(S sink is optional)
18"W x 36"H x 18"D



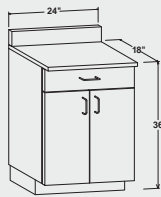
B-24
24"W x 36"H x 18"D



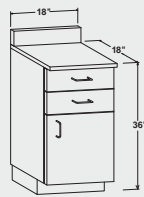
BS-24
(includes S sink)
24"W x 36"H x 18"D



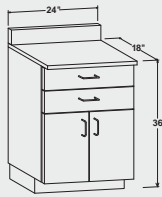
B-18-1D (L or R)
18"W x 36"H x 18"D



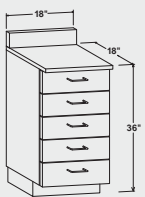
B-24-1D
24"W x 36"H x 18"D



B-18-2D (L or R)
18"W x 36"H x 18"D



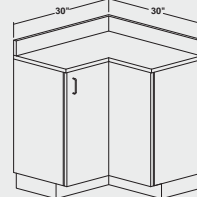
B-24-2D
24"W x 36"H x 18"D



B-18-5D
18"W x 36"H x 18"D

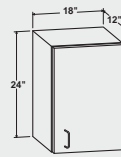


B-24-5D
24"W x 36"H x 18"D

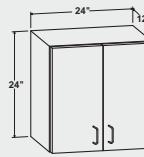


BCC-30
(S sink is optional)
30x30"W x 36"H x 18"D

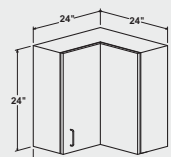
WALL CABINETS – 24" H (30" H AVAILABLE)



W-18-24 (L or R)
18"W x 24"H x 12"D

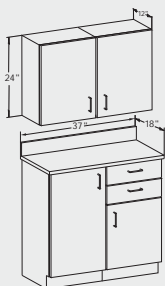


W-24-24
24"W x 24"H x 12"D

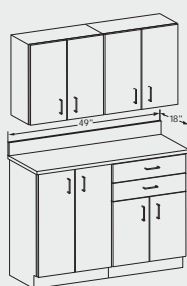


WCC-24-24
24x24"W x 24"H x 12"D

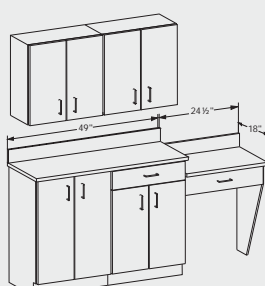
TYPICAL CABINET GROUPINGS (AVAILABLE AS SHOWN OR OPPOSITE HAND)



GROUP B-402



GROUP B-403



GROUP B-404

IF SINGLE DOOR CABINET, YOU MUST SPECIFY DOOR HINGE "R" (RIGHT SHOWN) OR "L" (LEFT). ALL COUNTERTOPS HAVE 1/2" OVERHANG EACH END. SEND SKETCH AND DIMENSIONS WITH ORDER.

LAMINATE COUNTERTOP COLOR CHOICES



346 OAK



5904 CHERRY



927 GRAY




7909 MAPLE



909 BLACK



851 BLUE



920 ALMOND



966 BURGUNDY



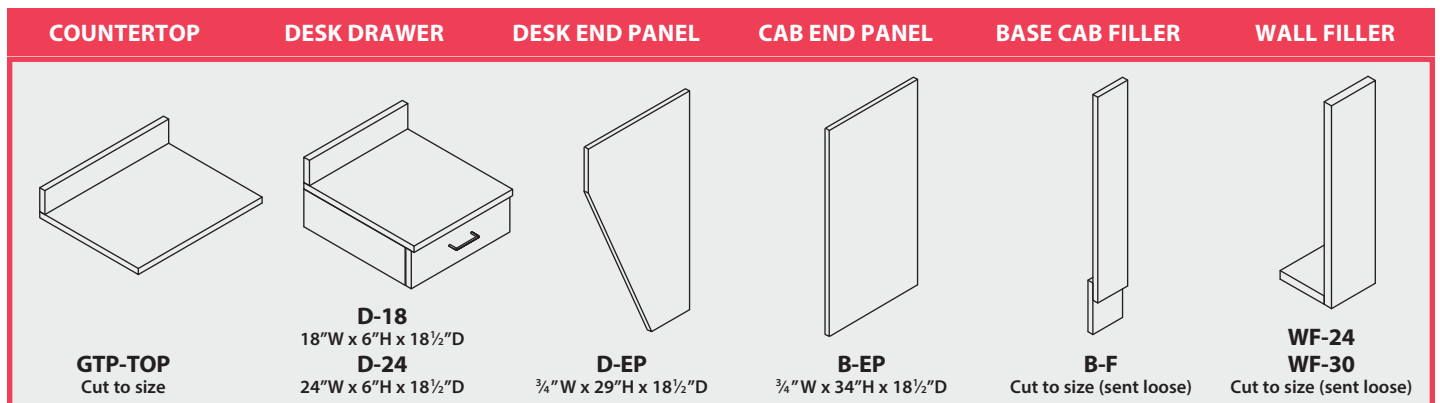
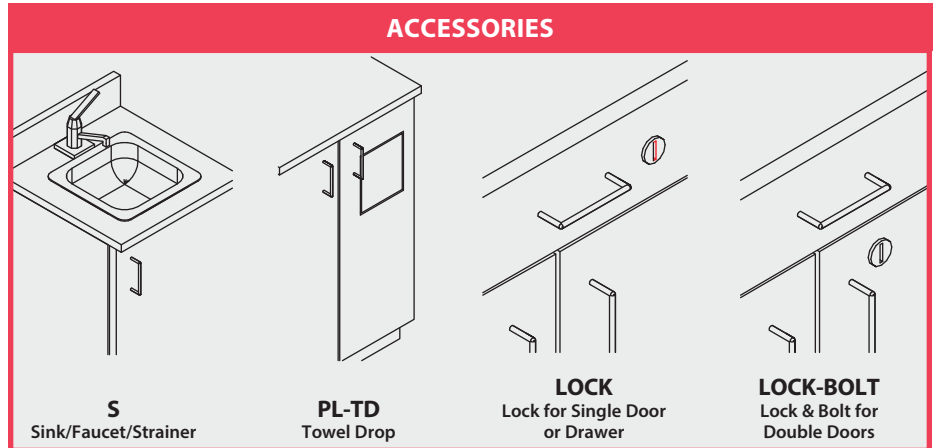
D79 GREEN

PRO-LINE™ CABINETY

Price includes enough countertop to cover each base cabinet. Order GTP-TOP below for extended countertops. Must specify hinging on (1) door cabinets: R = Right Hinged / L = Left Hinged. Cabinet selection and countertop size can be varied to suit your needs. Groups are available as shown or opposite hand. All groups available with optional S sink. (Please specify on order.)

OPTIONS FACTORY INSTALLED

- S** – Sink & Faucet 15" x 15" (12" x 10" x 5" I.D.)
- LOCK** – Single Drawer or Door Lock
- LOCK-BOLT** – Lock & Bolt for double Doors
- 3mm** – High impact edging on Doors & Drawer Fronts.



A. Model GLR-B4 Free-Standing Cabinet Unit

FEATURES:

- (5) 24" wide Drawers on nylon rollers.
- (1) 24" wide storage Door section with adjustable shelf.
- 36" high Countertop surface.
- (2) 24" wide x 10" deep upper solid door cupboards each with (1) adjustable shelf.

MODEL	LENGTH	DEPTH	HEIGHT
GLR-B4	49½"	18"	77"

B. Model GLR-A1 Free-Standing Unit with Sink

FEATURES:

- (2) 24" wide Drawers with Doors below.
- (1) 24" wide Door section with shelf.
- 36" high Countertop surface.
- (4) Upper Framed Acrylic Doors.
- (2) Upper 10" deep cupboards with shelf.
- Stainless Steel Sink (10" x 12" x 5") and Faucet.

MODEL	LENGTH	DEPTH	HEIGHT
GLR-A1	49½"	18"	77"



A. Model GLR-B4



B. Model GLR-A1



GAME READY™ CARTS

Common Features

GAME READY™ CARTS – A9022, A9023



- Features pull out drying racks for Game Ready™ sleeves.
- Maintenance-free laminated surfaces on all cabinet exteriors and interiors.
- All cabinets have 3mm High Impact PVC edging for increased durability.
- Drawer features 1" opening for easy hose storage and high impact polystyrene interior with rounded inside corners for easy cleaning.
- Grommets on top rear and back for easy electrical cord access.
- 4" satin finish wire drawer pulls.
- 2½" twin wheel hooded swivel nylon casters.

COLORS:

Laminate – 346 Natural Oak or 909 Black

A. Model A9022-346



B. Model A9023-909

A. Model A9022 Game Ready™ Cart

- Designed to hold two Game Ready™ units.
- Top surface measures 17" width by 21.5" depth.
- 4" drawer measures 15.5" width by 14.5" depth.
- Bottom pull out features 3 drying racks for Game Ready™ sleeves.

MODEL	WIDTH	DEPTH	HEIGHT
A9022-346	18 ½"	22 ¾"	38 ½"
A9022-909	18 ½"	22 ¾"	38 ½"

B. Model A9023 Game Ready™ Mega Cart

- Designed to hold two Game Ready™ units or one Game Ready™ unit and modality.
- Top surface measures 23" width by 21.5" depth.
- 4" drawer measures 21.5" width by 14.5" depth.
- Bottom pull out features 4 drying racks for Game Ready™ sleeves.

MODEL	WIDTH	DEPTH	HEIGHT
A9023-346	24 ½"	22 ¾"	38 ½"
A9023-909	24 ½"	22 ¾"	38 ½"

ITEM #	PAGE #	QS	NP/ND/GL	ITEM #	PAGE #	QS	NP/ND/GL	ITEM #	PAGE #	QS	NP/ND/GL	ITEM #	PAGE #	QS	NP/ND/GL
Treatment Table Options				1391	73	●		2218	34		●	4420	21	●	
00	4			1392	73	●		2300	30	●		4420-LD	21	●	
04	4	●		1393	74	●		2410	79	●		4421	21	●	
05	4	●		1396	74	●		Exercise Equipment				4421-LD	21	●	
06	4	●		1398	74			2515	59	●		4423	21	●	
07	4	●		Mat Platforms				2519	59	●	●	4423-LD	21	●	
08	4	●		1412	44	●		2525	70	●		4424	21	●	
15	4	●		1418	45	●	●	2623	58	●		4424-LD	21	●	
17	22, 23			1420	44	●		2626	55	●		4431	22		●
19	4	●		1421	44	●		2629	55	●		4436	22		●
23	4	●		1422	45	●	●	2631	55	●		4440	22		
25	4	●		1425	42	●		Mats & Wedges				4440-LD	22		
27	4	●		1427	43	●		3002	41	●		4445	22		
Pillows & Wedges				1429	43	●	●	3003	46	●		4445-LD	22		
30	46	●		1440	40	●		3004	46	●		4460	23		
31	46	●		1441	42	●	●	3042	41	●		4460-LD	23		
32	4, 46	●		1449	41	●		Treatment & Specialty Tables				4465	23		
33	46	●		Staircases				3400	29	●		4465-LD	23		
34	46	●		1560-65-036	76	●		4002	2	●		Treatment & Power Tables			
35	4, 46	●		1564	78			4002G	2, 14	●	●	4524	8	●	
36	46	●		1566	76	●		4002-030G	2, 14	●	●	4541	8	●	
37	46	●		1567	76	●		4024	2	●		4543	8	●	
38	46	●		1569	77	●	●	4024G	2, 14	●	●	4602	7	●	
39	46	●		1570	78	●		4024-030G	2, 14	●	●	4624	7	●	
41	46	●		1580	77			4041	3	●		4643	7	●	
42	46	●		1582	77	●	●	4043	3	●		4701	12		●
43	46	●		Mirrors				4043-030G	3, 14	●	●	4702	12	●	●
Parallel Bar Options				1670	47	●		4061	86			4703	12	●	●
62	73			1671	47	●		4073	5	●		4703-722	12	●	
63	73			1672	47	●		4074	34			4704	12		●
Treatment Table Options (cont'd)				Chairs & Stools				4075	9	●		4705	26		
69	4	●		2000	33	●		4079	10			4707	26		
99L	4			2002	33	●		4082	9	●		4710	26	●	
Casters, Glides & Misc				2010	34	●		4086	35	●		4715	Web		
074	27			2018	34	●		4102	6	●		4717	13		
075	67			2030	33	●		4124	6	●		4718	Web		●
077	38			2032	33	●		4143	6	●		4719	13	●	
Exam Table Options				2038	34	●		4259	11			4723	13		
089	22, 23			2113	30	●		4298	11			4746	24		●
091	20-23			2116	30	●		Work & Activity Tables				4747	24		●
094	20, 21			2123	30			4300	64	●	●	4750	25	●	●
097	20-23			2133	30			4320	64	●		4756	25		●
Parallel Bars & Ambulation				2143	30			4324	66	●	●	4757	25		●
1200	79	●		2150	30	●		4325	66	●	●	4766	26	●	●
1300	73	●		2151	31	●	●	4326	66	●	●	4767	26		●
1310	79	●	●	2153	31	●		4327	66	●	●	4790	27		
1318	72	●		2153-S	31	●	●	4328	66		●	4795	35		
1319	72	●		2154	31	●	●	4333	68	●		4796	11		●
1340	71	●		2154-707	31	●	●	4334	68	●		4797	36		●
1341	71	●		2157	31	●		4335	64	●		4834	5	●	
1342	71	●		2157-S	31	●	●	4338	64	●	●	4835	5	●	●
1343	71	●		2158	32	●		4341	68	●	●	4839	5	●	●
1344	71	●		2159	32	●		4342	68		●	4892	27		
1345	71	●		2160	32	●		4343	67	●		Pediatric Tables			
1346	71	●		2165	32			4345	67	●		4904	17	●	●
1361	75			2169	32			4346	67	●		4941	16	●	●
1362	75			Auxiliary Equipment				4347	67	●		4944	16	●	●
1363	75			2180	29	●		4375	65	●		4945	16		●
1364	75			2181	29	●		4380	65	●		LEGEND: ● QUICK SHIP - 1 DAY ● QUICK SHIP - 3 DAYS ● QUICK SHIP - 5 DAYS ● QUICK SHIP - 10 DAYS ● NEW PRODUCT ● PURPLE DESIGN ● GREEN-LINE			
1365	75	●		2182	29	●		4382	65	●	●				
1366	75			2188	29	●		Examination Tables							
1384	73	●	●	2189	29	●		4400	20						
1386	71	●		Chairs & Stools (cont'd)				4400-LD	20						
1387	71	●	●	2191	33	●		4405	20						
1388	71	●		2196	33	●		4405-LD	20						
1389	71	●	●	2198	33			4412	19	●					
1390	73	●		2216	33	●		4416	19	●					

©2014 HAUSMANN INDUSTRIES INC. The product dimensions and specifications in this catalog apply to the specific products and models described at the date of issue. Under our policy of continuous product improvement, all dimensions and specifications are subject to change without notice. Therefore, you should check on www.hausmann.com to ensure this catalog correctly describes the products currently available.

ITEM #	PAGE #	QS	NP/ND/GL	ITEM #	PAGE #	QS	NP/ND/GL	ITEM #	PAGE #	QS	NP/ND/GL	ITEM #	PAGE #	QS	NP/ND/GL
Pediatric Tables (cont'd)				5580-10	48	●		SYSTEM I	60	●		A9534	80		
4970	17	●	●	5580-12	48	●		SYSTEM II	60	●		A9540	81		
4975	17		●	5580-150	48	●		SYSTEM X	60	●		A954X	81		
4990	17		●	5580-200	48	●		Rehab Aids & Testing (cont'd)				A9590	91		
Rehab Aids & Testing				5581	48	●		8981	58	●		A9591	91		
5085	58	●		5588	48	●		8983	58	●		A9594	91		
5086	58	●		5592	52			Carts & Bedside Cabinets				A9595	91		
5086-30	58	●		5592-100	52			9018-10	28	●		A9718	84		
5087	58	●		5594	54			9018-20	28	●		AT810	89		
5087-30	58	●		5594-100	54			9029-8	28	●		AT815	89	●	
5216	59	●		Tilt & Sectional Tables				9029-24	28	●		ATT314	88		●
5217	59	●		6020-709	38	●		9038-20	28	●		ATT385	88	●	
Weights & Racks				6026	38	●		9210	1		●	ATT386	88	●	●
5502	48	●		6040-709	38	●		ProTeam Equipment				ATT2472	88	●	
5503	48	●		6045-709	39			A900	83		●	ATT2478	88	●	
5505	48	●		6053	37	●		A901	83			ATT2772	88	●	
5510-V	48	●		6056-709	38			A902	83			ATT2778	88	●	
5511-V	48	●		6058	39	●		A903	83			ATT3072	88	●	
5512-V	48	●		6065	36			A904	83			ATT3078	88	●	
5513-V	48	●		Stand-In Tables				A905	83			Pro-Line & Cabinets			
5514-V	48	●		6100	62	●		A906	83			B-18	92		
5515-V	48	●		6125	62	●		A907	83			B-18-1D	92		
5516-V	48	●		6175	63	●		A908	83			B-18-2D	92		
5517-V	48	●		6180	63	●		A910	83			B-18-5D	92		
5518-V	48	●		6185	62			A911	83			B-24	92		
5519-V	48	●		OT Tables & Cabinets				A912	83			B-24-1D	92		
5531	50	●		6282	67	●		A914	81			B-24-2D	92		
5539	49	●		6283	67	●		A918	81			B-24-5D	92		
5541	49	●		6284	67	●		A923	81			B-401	92		
5545	49	●		6611	59	●		A924	81			B-402	92		
5555	49	●		6642	59	●		A926	81			B-403	92		
5555-100	49	●		6650	69			A927	81			B-404	92		
5556	54	●		6674	69	●		A929	81			BCC-30	92		
5556-100	54	●		6690	70	●		A943	81			BS-24	92		
5557	52	●		6695	70	●		A941	81			GLR-A1	93		
5557-100	52	●		Couches & Portable Tables				A943	81			GLR-B4	93		
5560	51	●		7011	15	●	●	A944	81			LOCK	4	●	
5560-100	51	●		7031	15	●	●	A945	81			LOCK-BOLT	4	●	
5561-100	54			7155	15	●		A946	81			S (Sink)	93		
5562	53	●		7604-752	10	●	●	A947	4, 81			W-18-24	92		
5562-100	53	●		7650	85	●	●	A9002	87	●		W-24-24	92		
5563	53			7905	15	●	●	A9014	90	●		WCC-24-24	92		
5563-100	53			Storage Cabinets				A9015	90	●		Silver Star Tables & Equipment			
5565	50	●		8154	91			A9016	90			S-109	10	●	
5565-100	50	●		8248-84	91			A9017	90			S-110	10	●	
5566	52	●		8250	56		●	A9022	94		●	S-201	45	●	
5566-100	52	●		8250-100	56		●	A9023	94		●	S-202	45	●	
5569	51	●		8251	56		●	A9024	87	●		S-205	45	●	
5569-100	51	●		8252	56		●	A9041	87	●		S-206	45	●	
5570	50	●		8252-100	56		●	A9063	85	●	●	S-320	72	●	
5570-100	50	●		8253	56		●	A9064	84		●	S-321	72	●	
5571	50	●		8255	57		●	A9065	84		●	S-410	47	●	
5576	49	●		8256	57		●	A9066	84		●	S-420	47	●	
5576-100	49	●		8257	57		●	A9067	84		●	S-420-100	47	●	●
5580-05	48	●		8258	57		●	A9068	84			S-601	78	●	
5580-1	48	●		8259	57		●	A9073	87	●		S-740	69	●	
5580-15	48	●		8728	20	●		A9087	87	●		S-745	69	●	
5580-2	48	●		Work & Conditioning				A9088	85, 87	●	●	S-950	55	●	
5580-25	48	●		8901	61	●	●	A9092	86	●					
5580-3	48	●		8911	61	●		A9094	86	●					
5580-4	48	●		8912	61	●		A9096	86	●					
5580-5	48	●		8913	61	●		A9250	81						
5580-6	48	●		8914	61	●		A9520	80, 81						
5580-7	48	●		8920	61	●		A9520-346-24	80	●					
5580-75	48	●		8925	60	●		A952X	81						
5580-8	48	●		8930	61	●		A9530	81						
5580-9	48	●		8952	61	●		A953X	81						

LEGEND:
 ● QUICK SHIP - 1 DAY
 ● QUICK SHIP - 3 DAYS
 ● QUICK SHIP - 5 DAYS
 ● QUICK SHIP - 10 DAYS
 ● NEW PRODUCT
 ● NEW DESIGN
 ● GREEN-LINE



Hausmann Industries is proud to introduce our new full line catalog with many innovations to our products and services. We have made enhancements to our products, improved our lead-times and added more items to our industry leading Quick Ship Program. We have achieved an on-time performance of 99% and strive to do even better. Our goal is to "Make It Easy" to do business with Hausmann.



Our "Make It Right" Program, an ongoing internal training & empowerment program for all employees, aims to improve your experience with Hausmann.



Hi-Impact 3mm Edging added for enhanced safety and durability.



An online tracking feature designed to give you the current status of your order, shipping & tracking information, and product instruction PDFs. Visit www.tracking.hausmann.com or scan QR code for more information.



An expanded Quick-Ship program with the addition of our new 1 day QS, includes more than 75% of the products in the catalog (*excluding PROTEAM and Cabinetry*).



We stand behind you on Pre Pay & Add shipments. If there is any damage upon delivery, please note it on your freight receipt. We will file the freight claim with our freight carrier and ensure you get replacement items if necessary.



Our 3-Year Limited Warranty (for All Hausmann Products including Power) on defects in material and workmanship gives you the coverage you are looking for...now that's "Peace of Mind." Visit www.hausmann.com/warranty.html for full details.



PROTEAM™ line of Athletic Training Equipment

Scan the QR code to see some of our 4000+ PROTEAM installations or go to www.proteamttables.com/map.html. Call for information regarding Hausmann's facility layout services.



Customized solutions for special requirements are available on many products we offer. If you need a table a little taller or a cabinet a little smaller or just something completely custom, contact us. Green-Line construction is available for most contract orders.



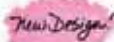
Laminate products with an HPL icon are available in your choice of any Formica® or WilsonArt® standard solid color or wood grain without an additional charge.



Canadian UL (CUL). All UL items in the catalog are also Canadian UL Listed.



Suggested List Prices are available online. Visit www.pricelist.hausmann.com for a downloadable pdf.



A Hausmann commitment to an ongoing improvement process. If you have any questions, comments or even new product ideas, visit www.feedback.hausmann.com and share your input with us.

Hausmann quality products are manufactured in the USA for the world. Over 80% of our products are made in our factory in Northvale, NJ and we only have a few select products made to our specifications by trusted domestic and overseas vendors.



HAUSMANN IS HERE FOR YOU...

Proud to be made in the USA since 1955

For more information, please feel free to contact our staff below: 1-888-HAUSMANN (428-7626)

Customer Service Department..... x265
 Customer Service Manager x266
 Product Manager x267
 New Dealer Inquiries x269

Government/Contract Sales x270
 National Sales Manager..... x271
 Director of Sales & Marketing x272
 Accounting x273





*Serving the healthcare and athletic industries
and proudly standing behind our products
since 1955*



www.hausmann.com



info@hausmann.com

HAUSMANN INDUSTRIES, INC.

Designed for Life™

130 Union Street, Northvale, NJ 07647 USA

Tel: (201) 767-0255 Fax: (201) 767-1369

**Call: 888-HAUSMANN
(888-428-7626)**

**Fax: 877-7FREEFAX
(877-737-3332)**



Visit our social media hub for details on
and links to all of our profiles.

130UnionStreet.com

PROTEAM™
by HAUSMANN

www.proteamtables.com



sales@proteamtables.com